

Figures

Zonal- and time-mean distribution of zonal wind (U), mass stream function (MSF), and temperature (Temp) are shown.

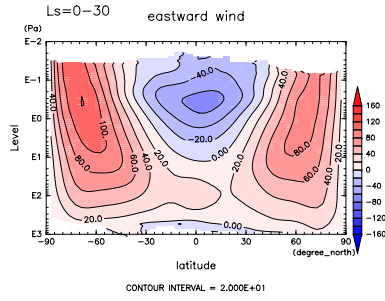


Figure 1: U at $L_s=0^\circ-30^\circ$ by dcpam

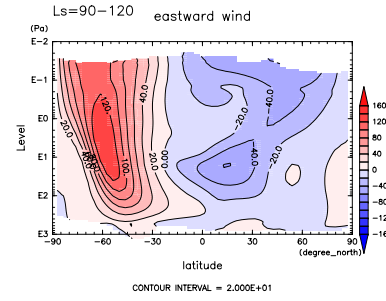


Figure 4: U at $L_s=90^\circ-120^\circ$ by dcpam

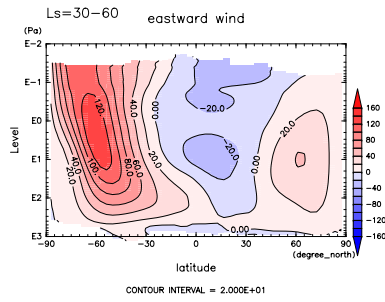


Figure 2: U at $L_s=30^\circ-60^\circ$ by dcpam

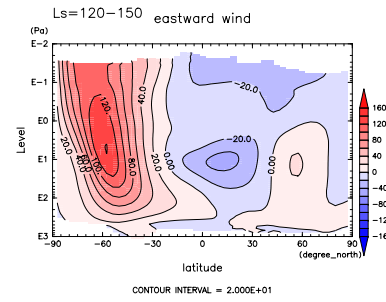


Figure 5: U at $L_s=120^\circ-150^\circ$ by dcpam

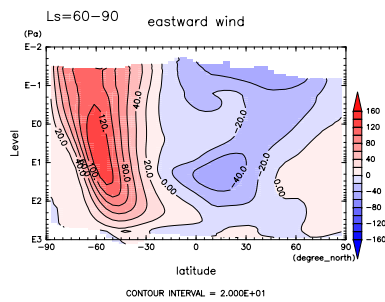


Figure 3: U at $L_s=60^\circ-90^\circ$ by dcpam

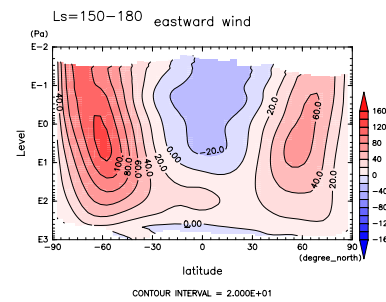


Figure 6: U at $L_s=150^\circ-180^\circ$ by dcpam

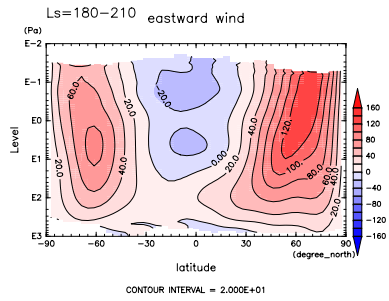


Figure 7: U at $L_s=180^\circ-210^\circ$ by dc-pam

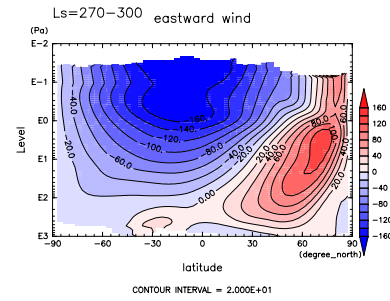


Figure 10: U at $L_s=270^\circ-300^\circ$ by dc-pam

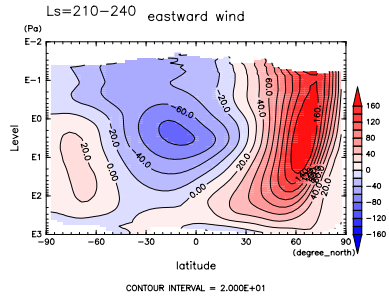


Figure 8: U at $L_s=210^\circ-240^\circ$ by dc-pam

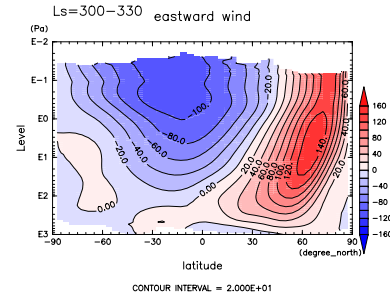


Figure 11: U at $L_s=300^\circ-330^\circ$ by dc-pam

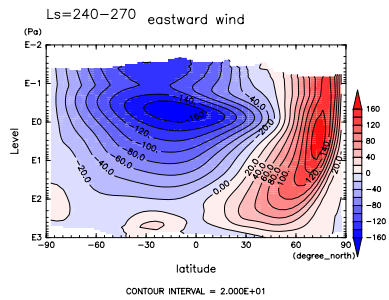


Figure 9: U at $L_s=240^\circ-270^\circ$ by dc-pam

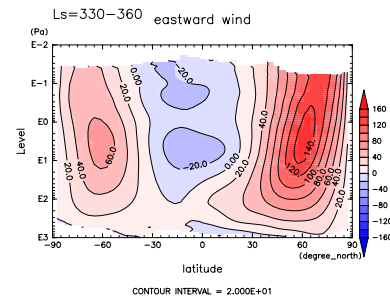


Figure 12: U at $L_s=330^\circ-360^\circ$ by dc-pam

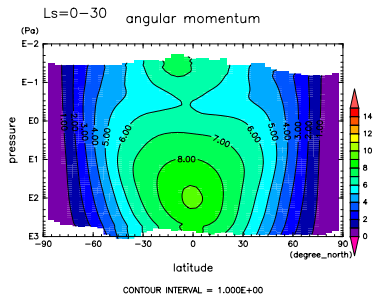


Figure 13: ANG MOM at $L_s=0^\circ-30^\circ$ by dcpam

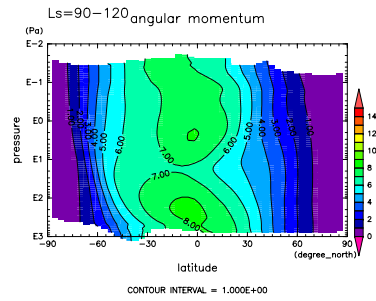


Figure 16: ANG MOM at $L_s=90^\circ-120^\circ$ by dcpam

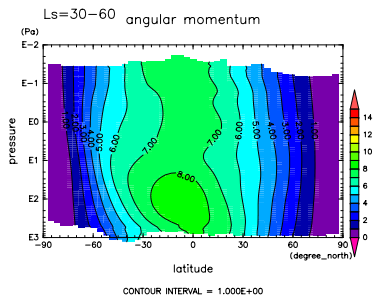


Figure 14: ANG MOM at $L_s=30^\circ-60^\circ$ by dcpam

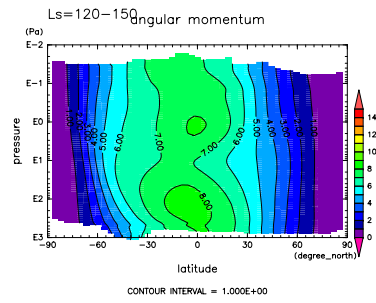


Figure 17: ANG MOM at $L_s=120^\circ-150^\circ$ by dcpam

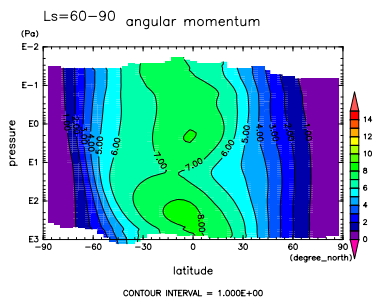


Figure 15: ANG MOM at $L_s=60^\circ-90^\circ$ by dcpam

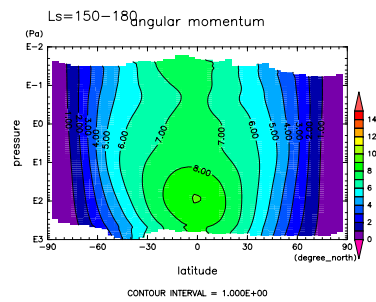


Figure 18: ANG MOM at $L_s=150^\circ-180^\circ$ by dcpam

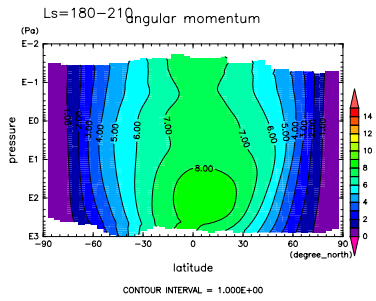


Figure 19: ANG MOM at $L_s=180^\circ-210^\circ$ by dcpam

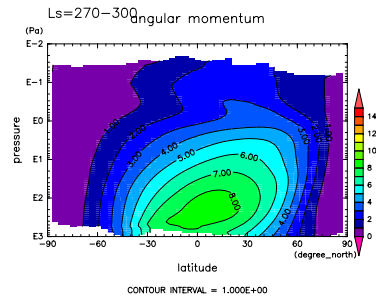


Figure 22: ANG MOM at $L_s=270^\circ-300^\circ$ by dcpam

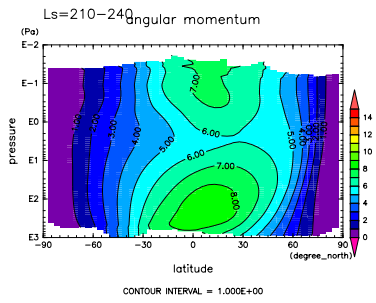


Figure 20: ANG MOM at $L_s=210^\circ-240^\circ$ by dcpam

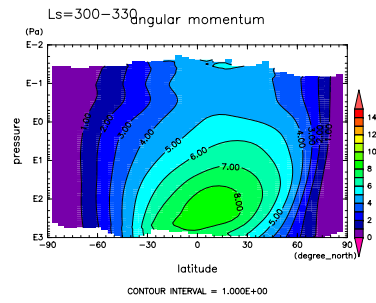


Figure 23: ANG MOM at $L_s=300^\circ-330^\circ$ by dcpam

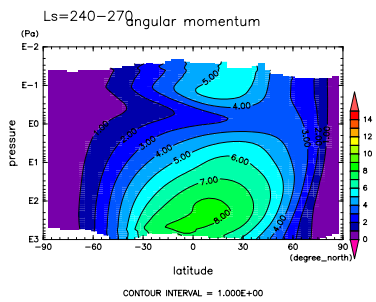


Figure 21: ANG MOM at $L_s=240^\circ-270^\circ$ by dcpam

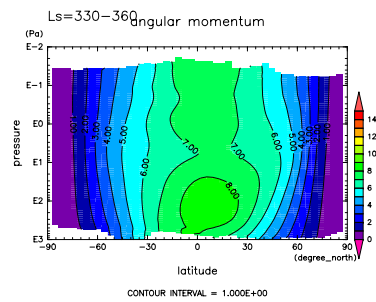


Figure 24: ANG MOM at $L_s=330^\circ-360^\circ$ by dcpam

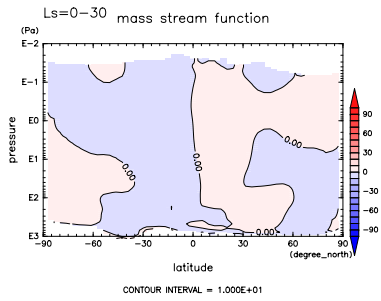


Figure 25: MSF at $L_s=0^\circ-30^\circ$ by dc-pam

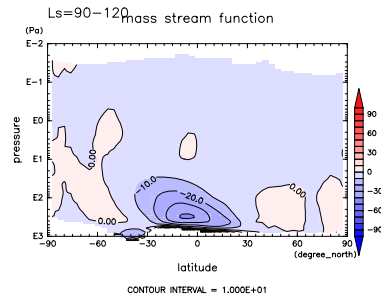


Figure 28: MSF at $L_s=90^\circ-120^\circ$ by dc-pam

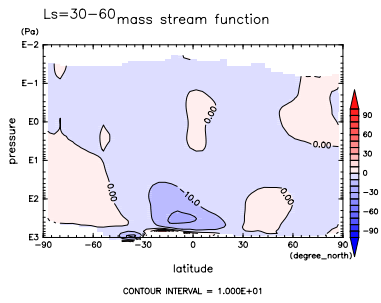


Figure 26: MSF at $L_s=30^\circ-60^\circ$ by dc-pam

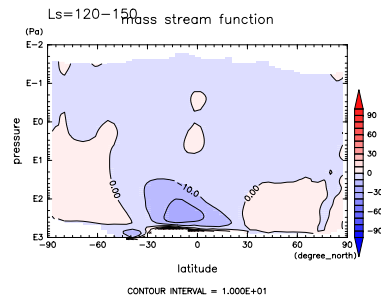


Figure 29: MSF at $L_s=120^\circ-150^\circ$ by dc-pam

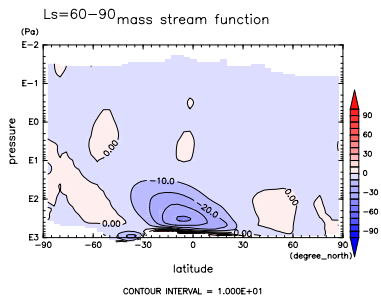


Figure 27: MSF at $L_s=60^\circ-90^\circ$ by dc-pam

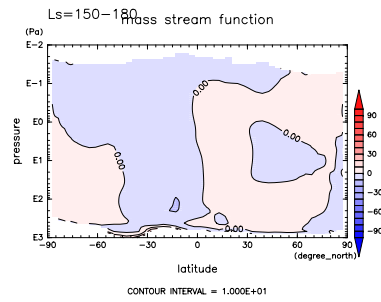


Figure 30: MSF at $L_s=150^\circ-180^\circ$ by dc-pam

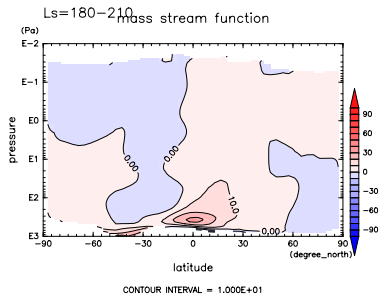


Figure 31: MSF at $L_s=180^\circ-210^\circ$ by dcpam

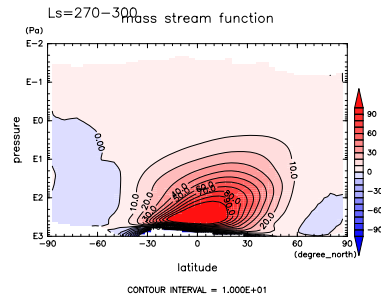


Figure 34: MSF at $L_s=270^\circ-300^\circ$ by dcpam

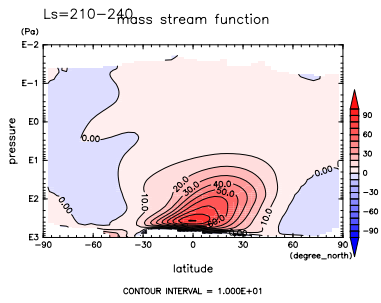


Figure 32: MSF at $L_s=210^\circ-240^\circ$ by dcpam

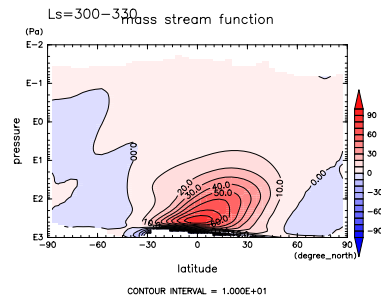


Figure 35: MSF at $L_s=300^\circ-330^\circ$ by dcpam

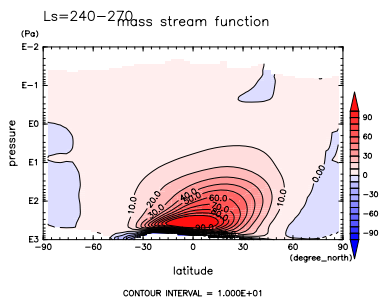


Figure 33: MSF at $L_s=240^\circ-270^\circ$ by dcpam

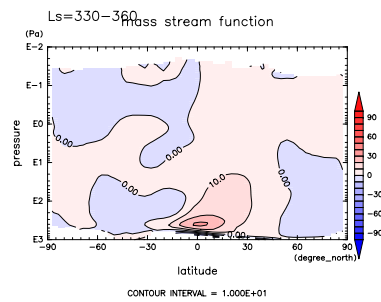


Figure 36: MSF at $L_s=330^\circ-360^\circ$ by dcpam

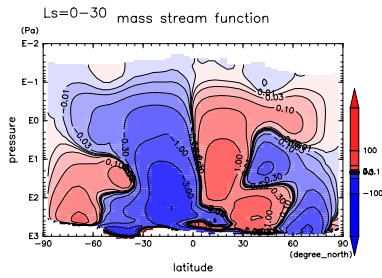


Figure 37: MSF at $L_s=0^\circ-30^\circ$ by dc-pam

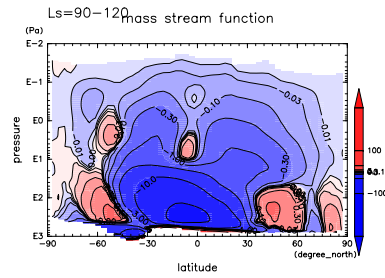


Figure 40: MSF at $L_s=90^\circ-120^\circ$ by dc-pam

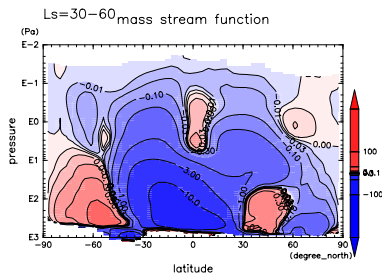


Figure 38: MSF at $L_s=30^\circ-60^\circ$ by dc-pam

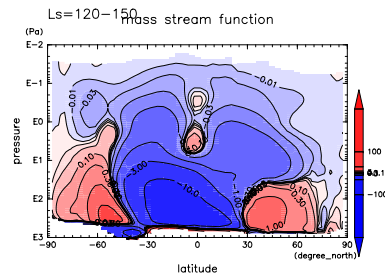


Figure 41: MSF at $L_s=120^\circ-150^\circ$ by dc-pam

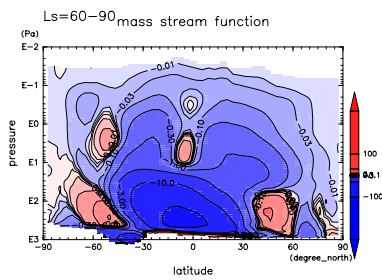


Figure 39: MSF at $L_s=60^\circ-90^\circ$ by dc-pam

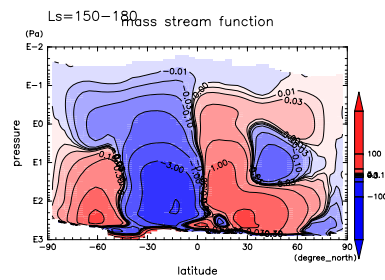


Figure 42: MSF at $L_s=150^\circ-180^\circ$ by dc-pam

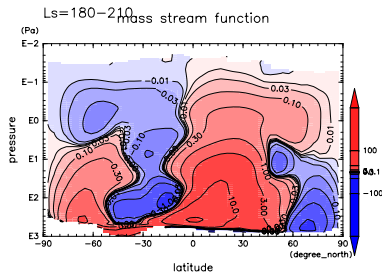


Figure 43: MSF at $L_s=180^\circ-210^\circ$ by dcpam

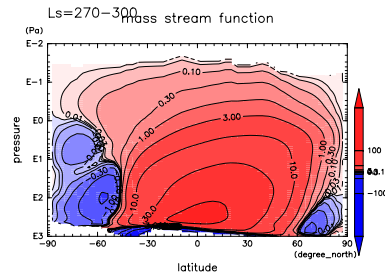


Figure 46: MSF at $L_s=270^\circ-300^\circ$ by dcpam

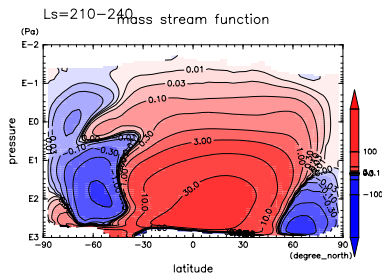


Figure 44: MSF at $L_s=210^\circ-240^\circ$ by dcpam

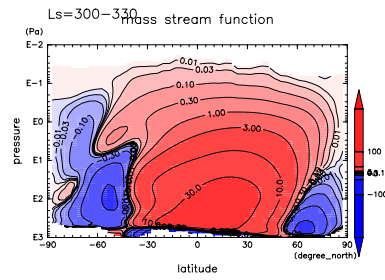


Figure 47: MSF at $L_s=300^\circ-330^\circ$ by dcpam

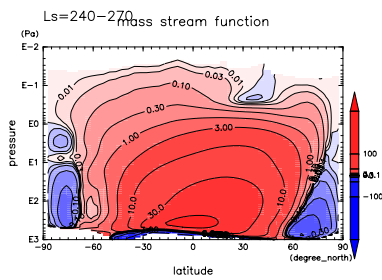


Figure 45: MSF at $L_s=240^\circ-270^\circ$ by dcpam

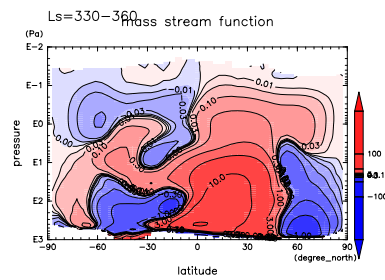


Figure 48: MSF at $L_s=330^\circ-360^\circ$ by dcpam

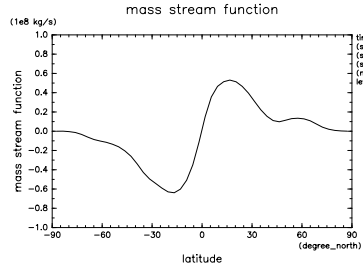


Figure 49: MSF at 1 Pa at $L_s=0^\circ-30^\circ$ by dcpam

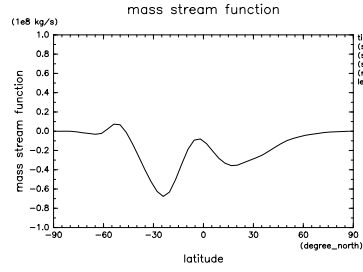


Figure 52: MSF at 1 Pa at $L_s=90^\circ-120^\circ$ by dcpam

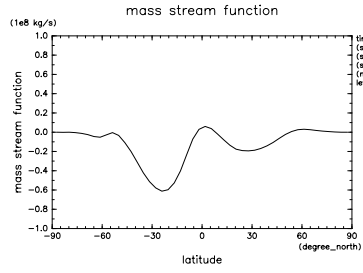


Figure 50: MSF at 1 Pa at $L_s=30^\circ-60^\circ$ by dcpam

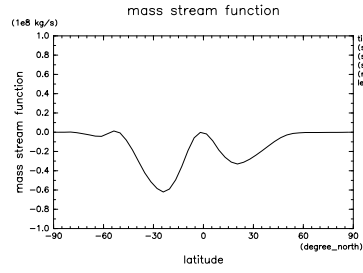


Figure 53: MSF at 1 Pa at $L_s=120^\circ-150^\circ$ by dcpam

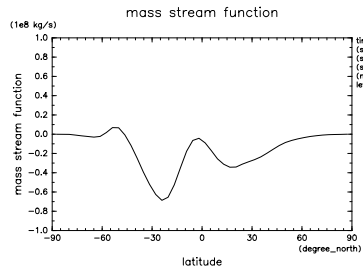


Figure 51: MSF at 1 Pa at $L_s=60^\circ-90^\circ$ by dcpam

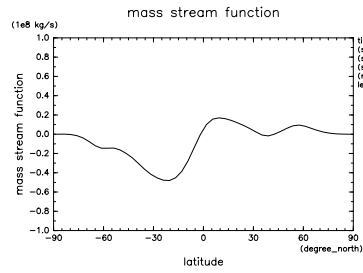


Figure 54: MSF at 1 Pa at $L_s=150^\circ-180^\circ$ by dcpam

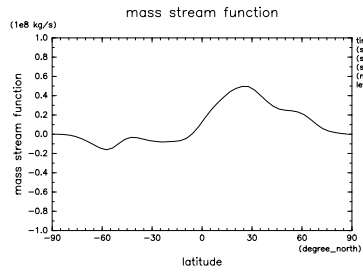


Figure 55: MSF at 1 Pa at $L_S=180^\circ-210^\circ$ by dcpam

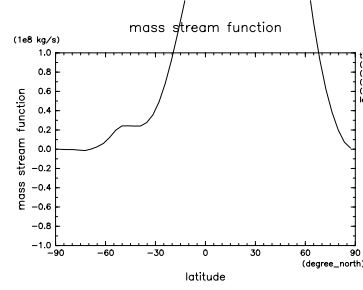


Figure 58: MSF at 1 Pa at $L_S=270^\circ-300^\circ$ by dcpam

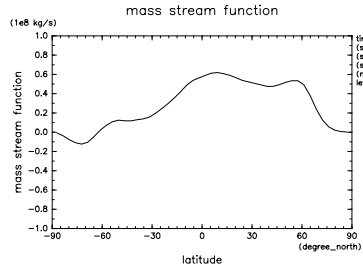


Figure 56: MSF at 1 Pa at $L_S=210^\circ-240^\circ$ by dcpam

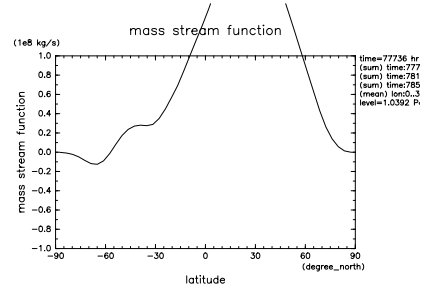


Figure 59: MSF at 1 Pa at $L_S=300^\circ-330^\circ$ by dcpam

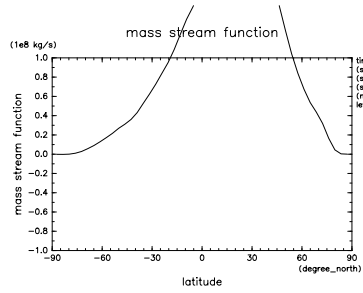


Figure 57: MSF at 1 Pa at $L_S=240^\circ-270^\circ$ by dcpam

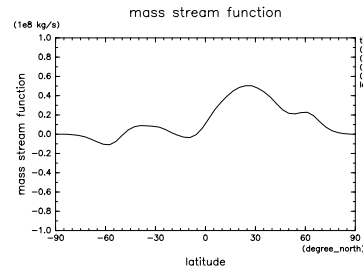


Figure 60: MSF at 1 Pa at $L_S=330^\circ-360^\circ$ by dcpam

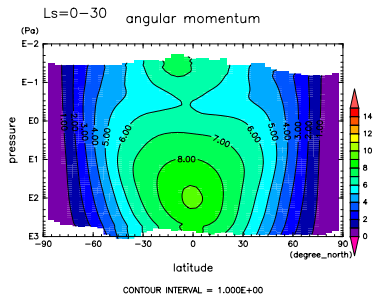


Figure 61: ANG MOM at $L_S=0^\circ-30^\circ$ by dcpam

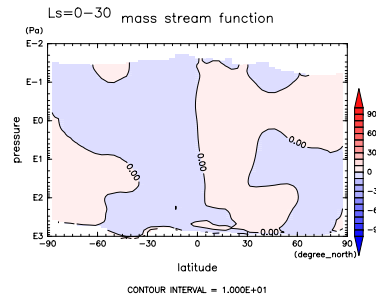


Figure 64: MSF at $L_S=0^\circ-30^\circ$ by dcpam

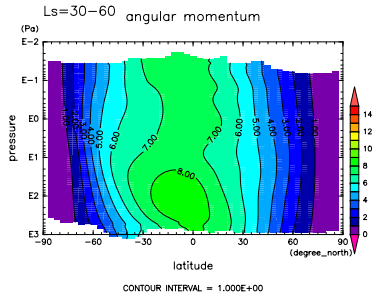


Figure 62: ANG MOM at $L_S=30^\circ-60^\circ$ by dcpam

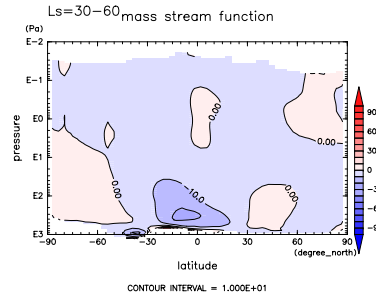


Figure 65: MSF at $L_S=30^\circ-60^\circ$ by dcpam

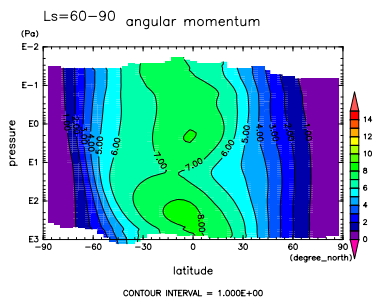


Figure 63: ANG MOM at $L_S=60^\circ-90^\circ$ by dcpam

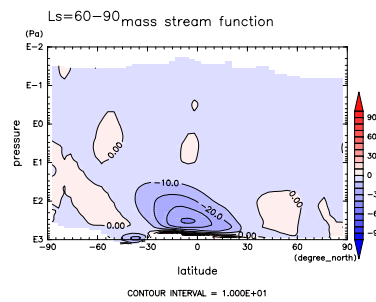


Figure 66: MSF at $L_S=60^\circ-90^\circ$ by dcpam

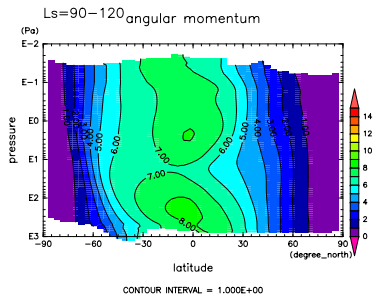


Figure 67: ANG MOM at $L_s=90^\circ-120^\circ$ by dcpam

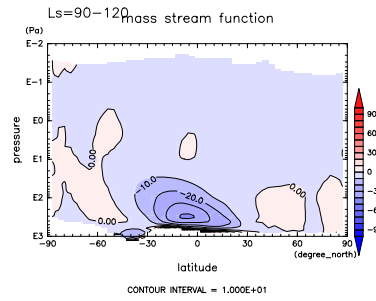


Figure 70: MSF at $L_s=90^\circ-120^\circ$ by dcpam

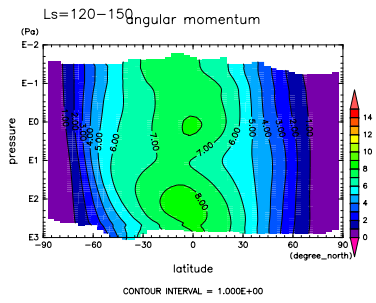


Figure 68: ANG MOM at $L_s=120^\circ-150^\circ$ by dcpam

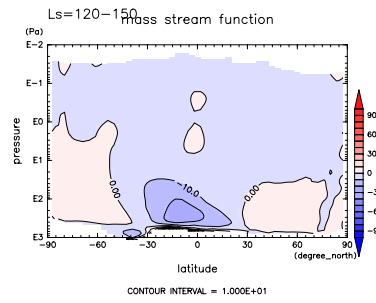


Figure 71: MSF at $L_s=120^\circ-150^\circ$ by dcpam

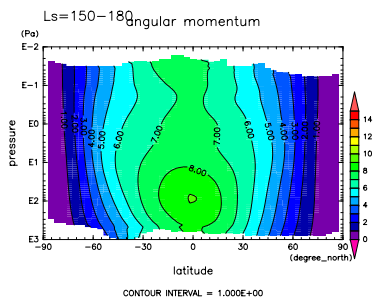


Figure 69: ANG MOM at $L_s=150^\circ-180^\circ$ by dcpam

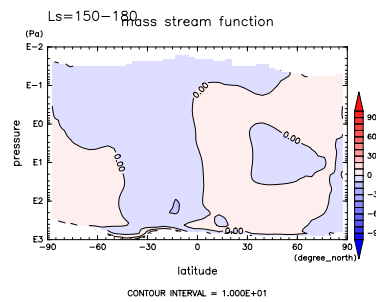


Figure 72: MSF at $L_s=150^\circ-180^\circ$ by dcpam

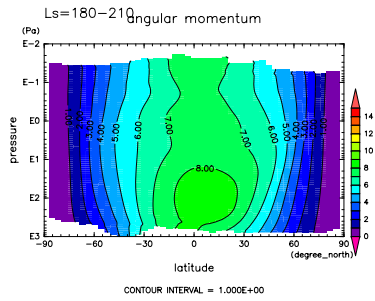


Figure 73: ANG MOM at $L_s=180^\circ-210^\circ$ by dcpam

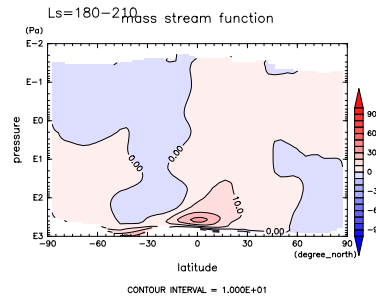


Figure 76: MSF at $L_s=180^\circ-210^\circ$ by dcpam

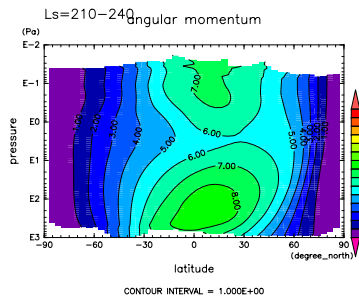


Figure 74: ANG MOM at $L_s=210^\circ-240^\circ$ by dcpam

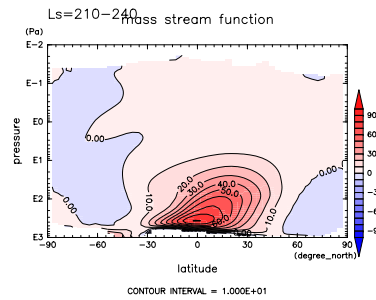


Figure 77: MSF at $L_s=210^\circ-240^\circ$ by dcpam

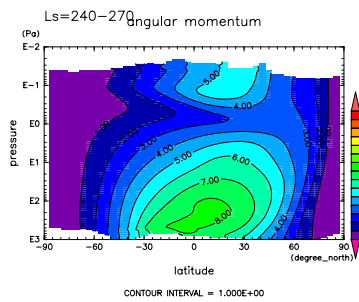


Figure 75: ANG MOM at $L_s=240^\circ-270^\circ$ by dcpam

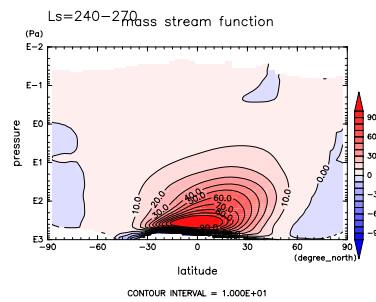


Figure 78: MSF at $L_s=240^\circ-270^\circ$ by dcpam

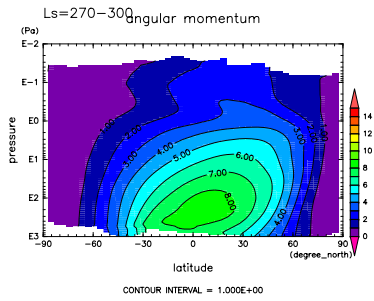


Figure 79: ANG MOM at $L_s=270^\circ-300^\circ$ by dcpam

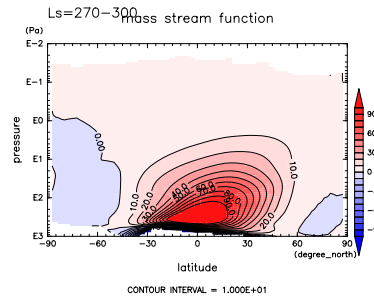


Figure 82: MSF at $L_s=270^\circ-300^\circ$ by dcpam

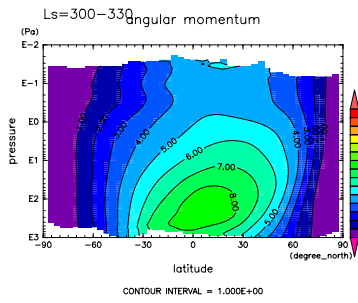


Figure 80: ANG MOM at $L_s=300^\circ-330^\circ$ by dcpam

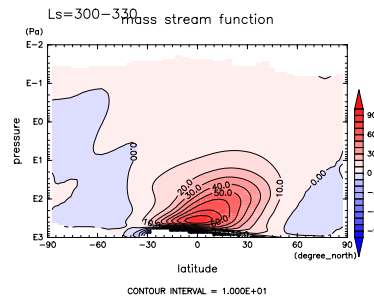


Figure 83: MSF at $L_s=300^\circ-330^\circ$ by dcpam

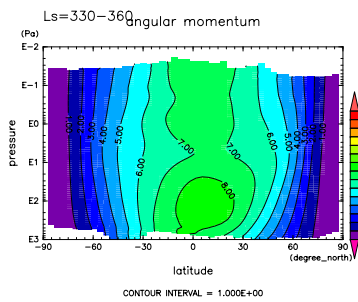


Figure 81: ANG MOM at $L_s=330^\circ-360^\circ$ by dcpam

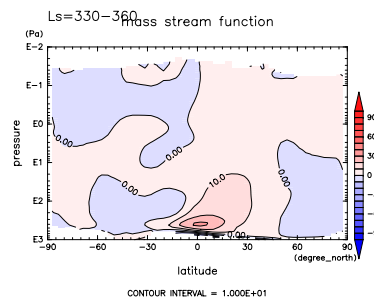


Figure 84: MSF at $L_s=330^\circ-360^\circ$ by dcpam

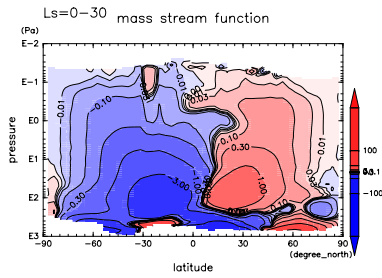


Figure 85: MSF at $L_s=0^\circ-30^\circ$ by dc-pam

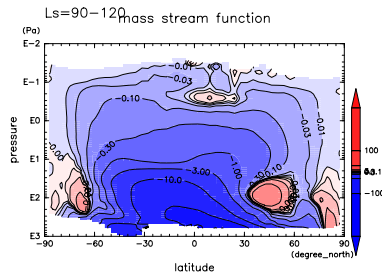


Figure 88: MSF at $L_s=90^\circ-120^\circ$ by dc-pam

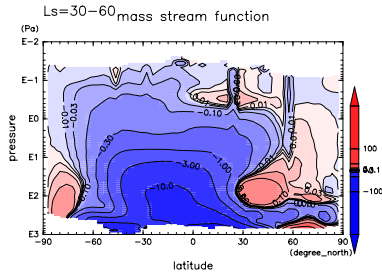


Figure 86: MSF at $L_s=30^\circ-60^\circ$ by dc-pam

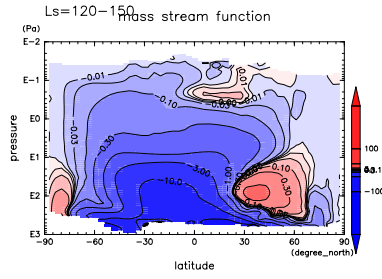


Figure 89: MSF at $L_s=120^\circ-150^\circ$ by dc-pam

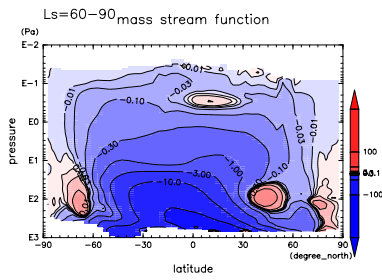


Figure 87: MSF at $L_s=60^\circ-90^\circ$ by dc-pam

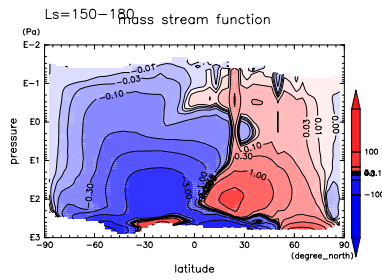


Figure 90: MSF at $L_s=150^\circ-180^\circ$ by dc-pam

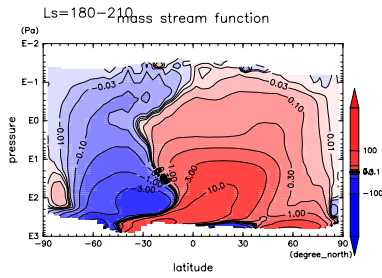


Figure 91: MSF at $L_s=180^\circ-210^\circ$ by dcpam

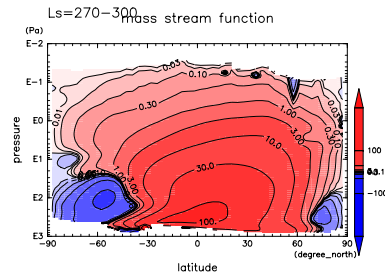


Figure 94: MSF at $L_s=270^\circ-300^\circ$ by dcpam

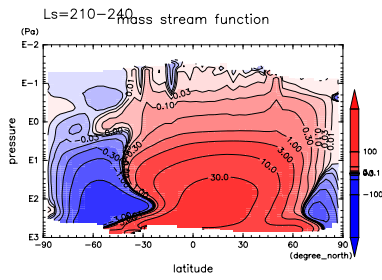


Figure 92: MSF at $L_s=210^\circ-240^\circ$ by dcpam

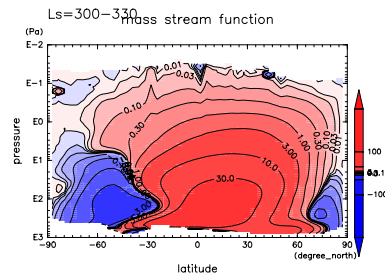


Figure 95: MSF at $L_s=300^\circ-330^\circ$ by dcpam

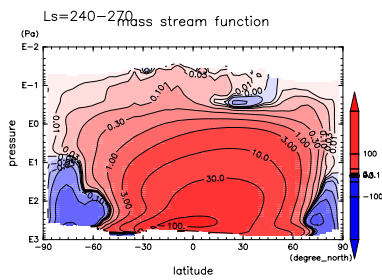


Figure 93: MSF at $L_s=240^\circ-270^\circ$ by dcpam

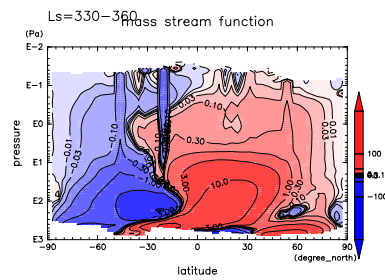


Figure 96: MSF at $L_s=330^\circ-360^\circ$ by dcpam

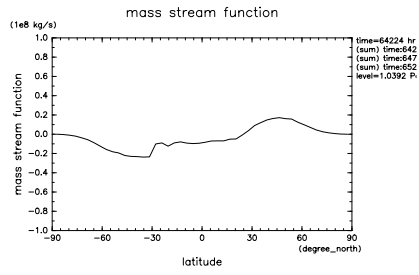


Figure 97: MSF at 1 Pa at $L_s=0^\circ-30^\circ$ by dcpam

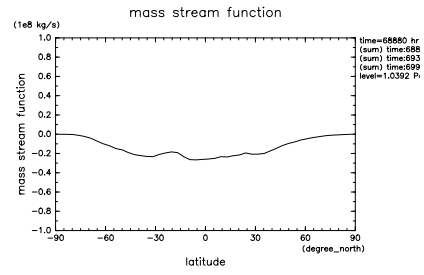


Figure 100: MSF at 1 Pa at $L_s=90^\circ-120^\circ$ by dcpam

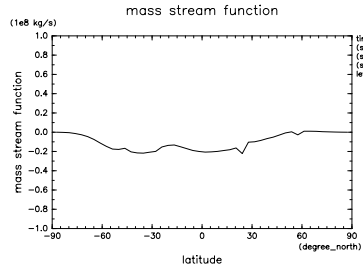


Figure 98: MSF at 1 Pa at $L_s=30^\circ-60^\circ$ by dcpam

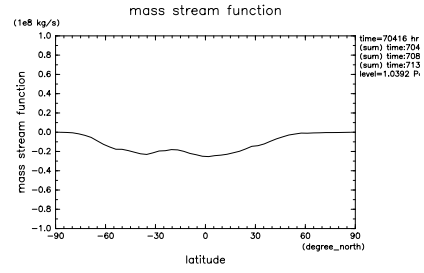


Figure 101: MSF at 1 Pa at $L_s=120^\circ-150^\circ$ by dcpam

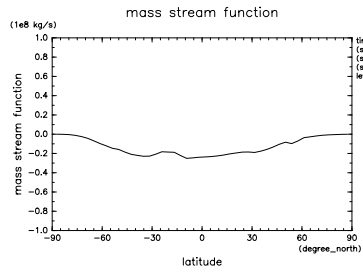


Figure 99: MSF at 1 Pa at $L_s=60^\circ-90^\circ$ by dcpam

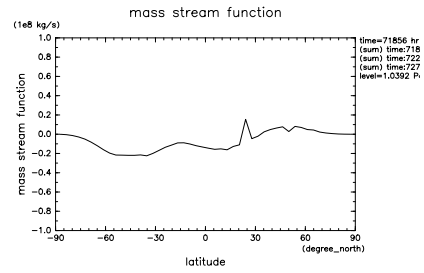


Figure 102: MSF at 1 Pa at $L_s=150^\circ-180^\circ$ by dcpam

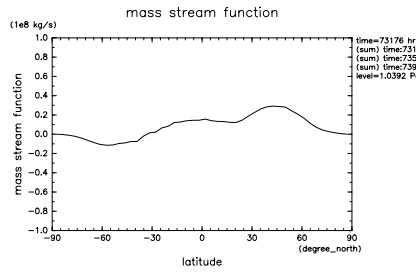


Figure 103: MSF at 1 Pa at $L_S=180^\circ-210^\circ$ by dcpam

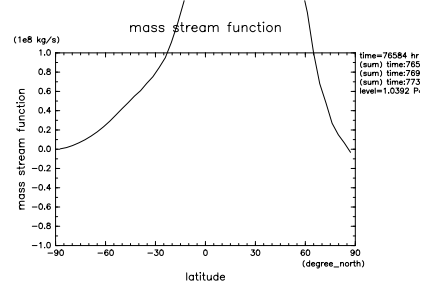


Figure 106: MSF at 1 Pa at $L_S=270^\circ-300^\circ$ by dcpam

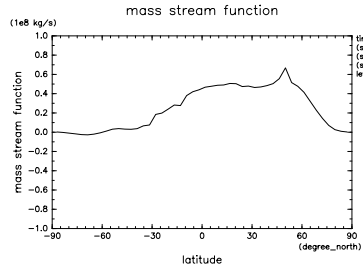


Figure 104: MSF at 1 Pa at $L_S=210^\circ-240^\circ$ by dcpam

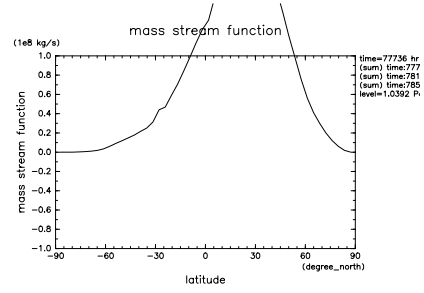


Figure 107: MSF at 1 Pa at $L_S=300^\circ-330^\circ$ by dcpam

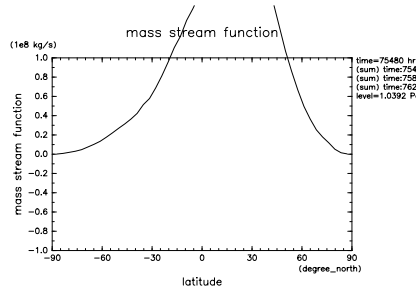


Figure 105: MSF at 1 Pa at $L_S=240^\circ-270^\circ$ by dcpam

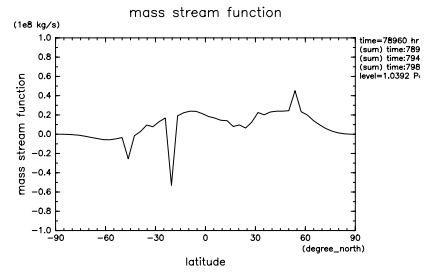


Figure 108: MSF at 1 Pa at $L_S=330^\circ-360^\circ$ by dcpam

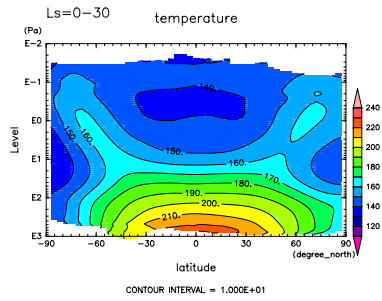


Figure 109: Temp at $L_s=0^\circ-30^\circ$ by dcpam

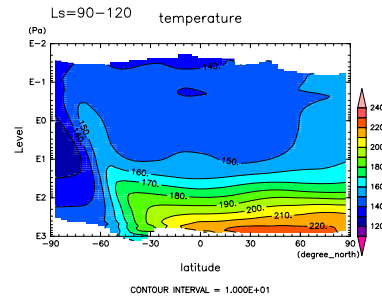


Figure 112: Temp at $L_s=90^\circ-120^\circ$ by dcpam

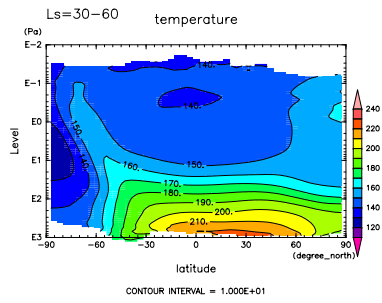


Figure 110: Temp at $L_s=30^\circ-60^\circ$ by dcpam

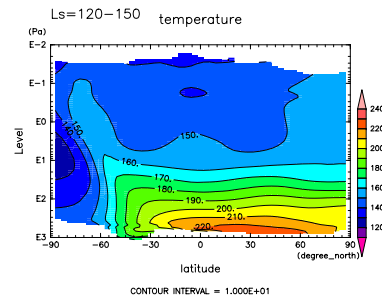


Figure 113: Temp at $L_s=120^\circ-150^\circ$ by dcpam

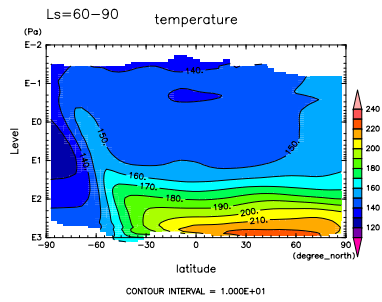


Figure 111: Temp at $L_s=60^\circ-90^\circ$ by dcpam

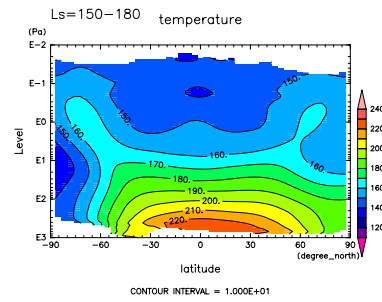


Figure 114: Temp at $L_s=150^\circ-180^\circ$ by dcpam

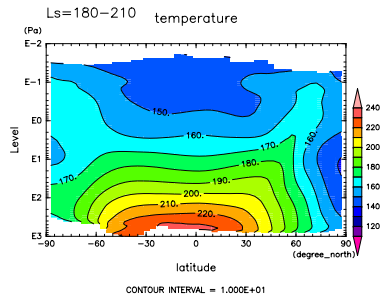


Figure 115: Temp at $L_s=180^\circ-210^\circ$ by dcpam

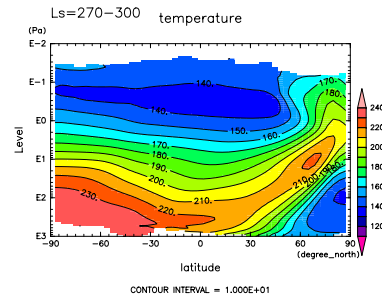


Figure 118: Temp at $L_s=270^\circ-300^\circ$ by dcpam

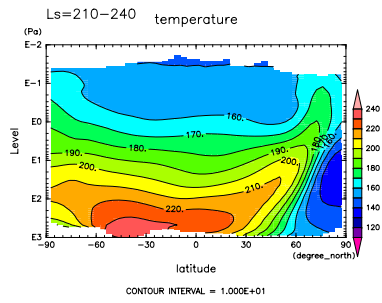


Figure 116: Temp at $L_s=210^\circ-240^\circ$ by dcpam

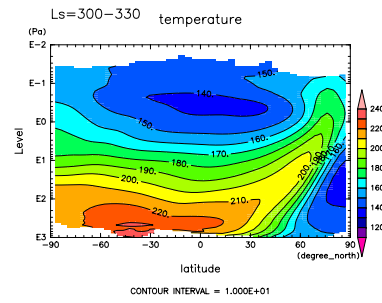


Figure 119: Temp at $L_s=300^\circ-330^\circ$ by dcpam

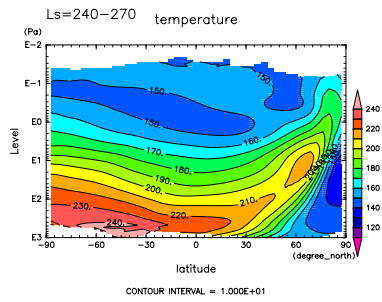


Figure 117: Temp at $L_s=240^\circ-270^\circ$ by dcpam

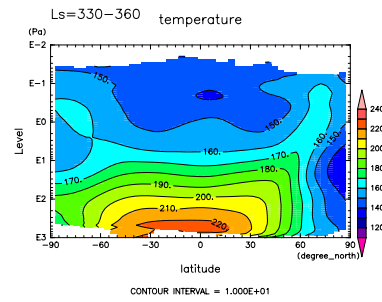


Figure 120: Temp at $L_s=330^\circ-360^\circ$ by dcpam