

0.1 Global mean budget

Left column shows global mean fluxes by depam, and right column shows those by Trenberth et al. (2009).

PRCP	:	89.8965586500337 W m ⁻² ,	80
EvapB	:	89.9609405921567 W m ⁻² ,	80
SensA	:	24.1645896334878 W m ⁻² ,	17
SLRA	:	76.3932198501255 W m ⁻² ,	63
SSRA	:	-186.731434688689 W m ⁻² ,	-161
OLRA	:	248.995562324017 W m ⁻² ,	239
OSRA	:	-247.545129233215 W m ⁻² ,	-239
Heating:		2.33688229470318 W m ⁻²	
Water	:	0.0643819449428286 W m ⁻²	

0.2 Figures

Data from 1988 to 2007 are used for NCEP reanalysis, and those from 1982 to 2001 are used for ECMWF reanalysis.

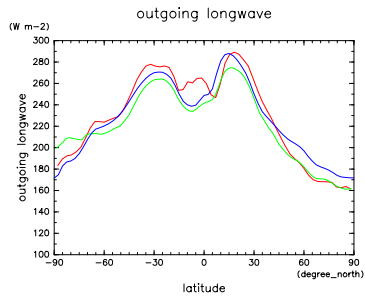


Figure 1: OLRA at Jan. by dcpam (red), NCEP (green), and ECMWF (blue)

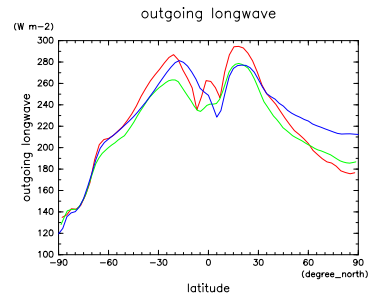


Figure 4: OLRA at Apr. by dcpam (red), NCEP (green), and ECMWF (blue)

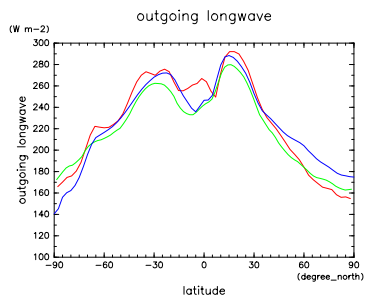


Figure 2: OLRA at Feb. by dcpam (red), NCEP (green), and ECMWF (blue)

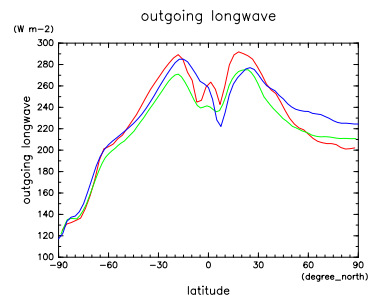


Figure 5: OLRA at May by dcpam (red), NCEP (green), and ECMWF (blue)

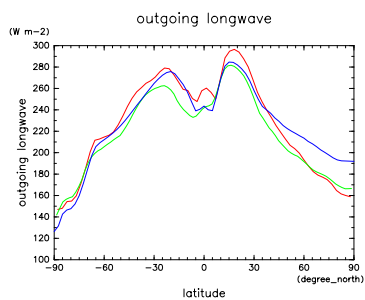


Figure 3: OLRA at Mar. by dcpam (red), NCEP (green), and ECMWF (blue)

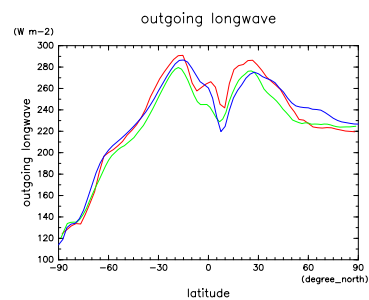


Figure 6: OLRA at Jun. by dcpam (red), NCEP (green), and ECMWF (blue)

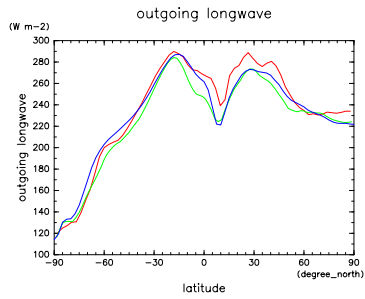


Figure 7: OLRA at Jul. by dcpam (red), NCEP (green), and ECMWF (blue)

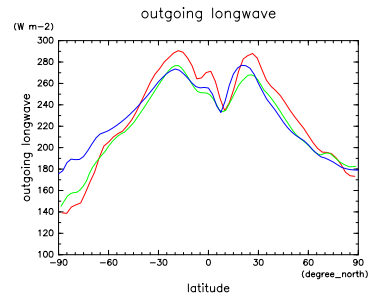


Figure 10: OLRA at Oct. by dcpam (red), NCEP (green), and ECMWF (blue)

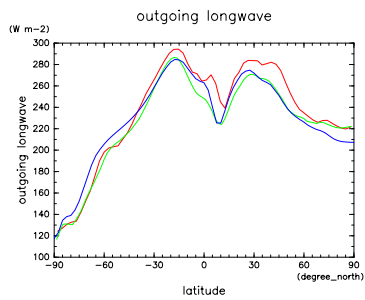


Figure 8: OLRA at Aug. by dcpam (red), NCEP (green), and ECMWF (blue)

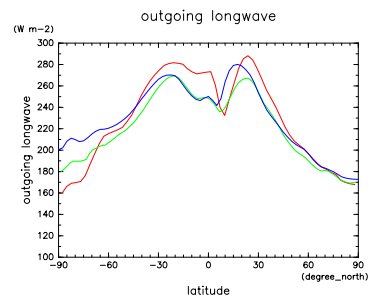


Figure 11: OLRA at Nov. by dcpam (red), NCEP (green), and ECMWF (blue)

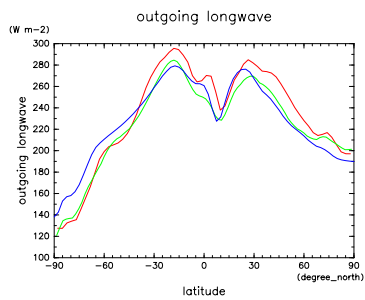


Figure 9: OLRA at Sep. by dcpam (red), NCEP (green), and ECMWF (blue)

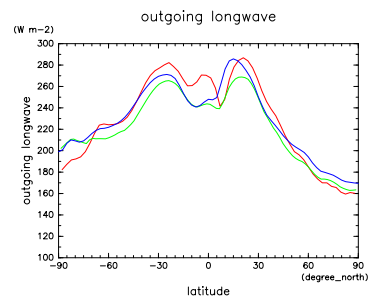


Figure 12: OLRA at Dec. by dcpam (red), NCEP (green), and ECMWF (blue)

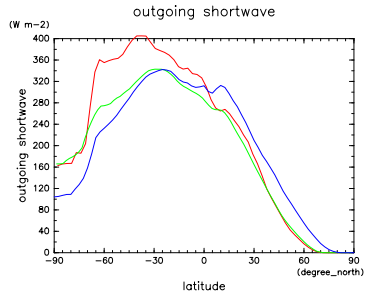


Figure 13: OSRA at Jan. by dcpan (red), NCEP (green), and ECMWF (blue)

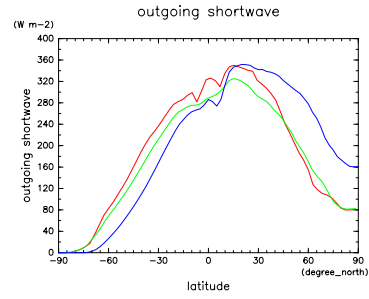


Figure 16: OSRA at Apr. by dcpan (red), NCEP (green), and ECMWF (blue)

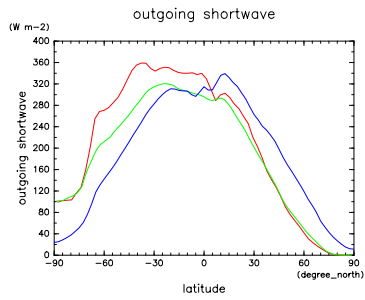


Figure 14: OSRA at Feb. by dcpan (red), NCEP (green), and ECMWF (blue)

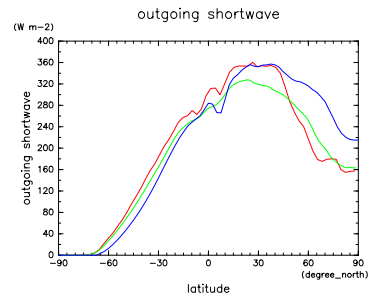


Figure 17: OSRA at May by dcpan (red), NCEP (green), and ECMWF (blue)

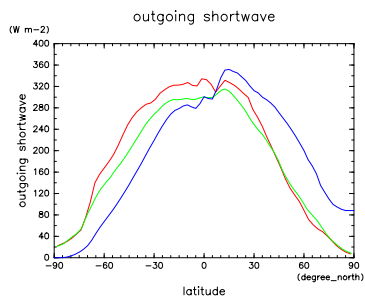


Figure 15: OSRA at Mar. by dcpan (red), NCEP (green), and ECMWF (blue)

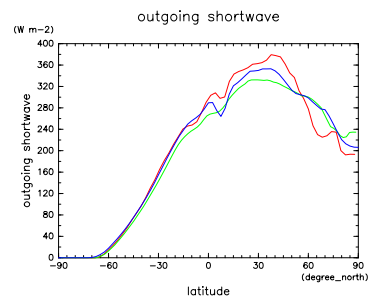


Figure 18: OSRA at Jun. by dcpan (red), NCEP (green), and ECMWF (blue)

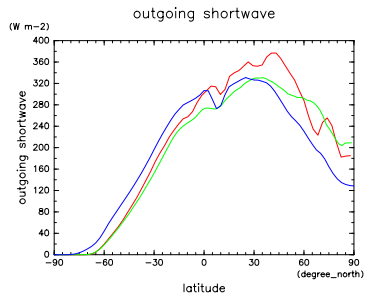


Figure 19: OSRA at Jul. by dcpan (red), NCEP (green), and ECMWF (blue)

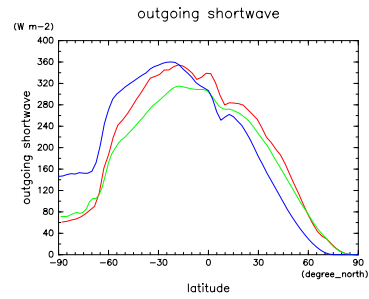


Figure 22: OSRA at Oct. by dcpan (red), NCEP (green), and ECMWF (blue)

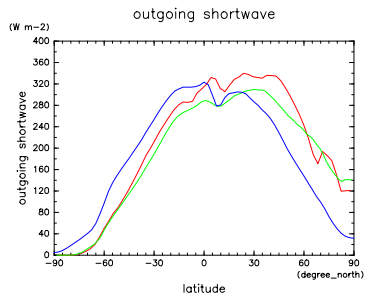


Figure 20: OSRA at Aug. by dcpan (red), NCEP (green), and ECMWF (blue)

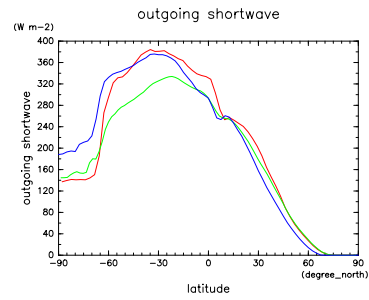


Figure 23: OSRA at Nov. by dcpan (red), NCEP (green), and ECMWF (blue)

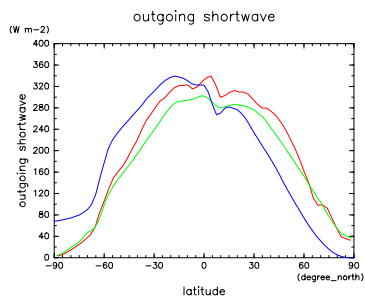


Figure 21: OSRA at Sep. by dcpan (red), NCEP (green), and ECMWF (blue)

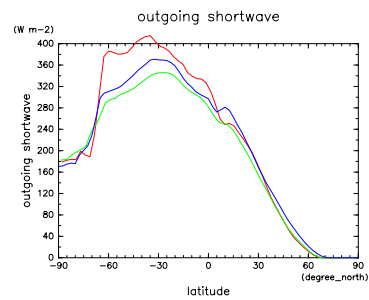


Figure 24: OSRA at Dec. by dcpan (red), NCEP (green), and ECMWF (blue)

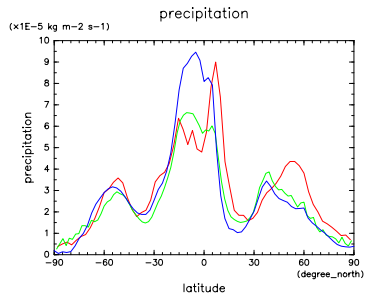


Figure 25: Rain at Jan. by dcpam (red), NCEP (green), and ECMWF (blue)

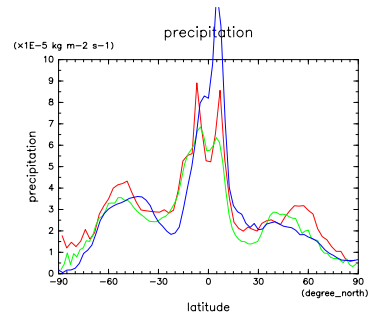


Figure 28: Rain at Apr. by dcpam (red), NCEP (green), and ECMWF (blue)

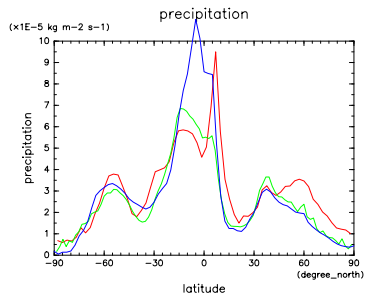


Figure 26: Rain at Feb. by dcpam (red), NCEP (green), and ECMWF (blue)

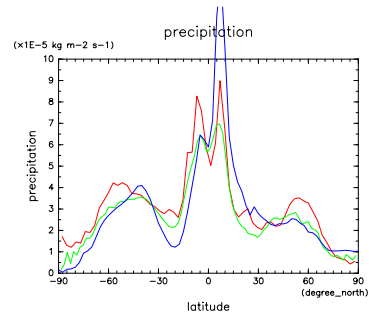


Figure 29: Rain at May by dcpam (red), NCEP (green), and ECMWF (blue)

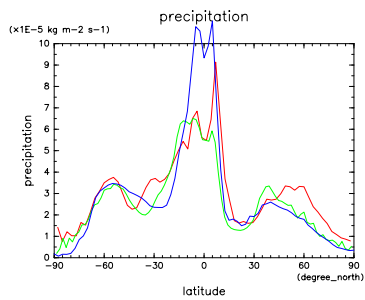


Figure 27: Rain at Mar. by dcpam (red), NCEP (green), and ECMWF (blue)

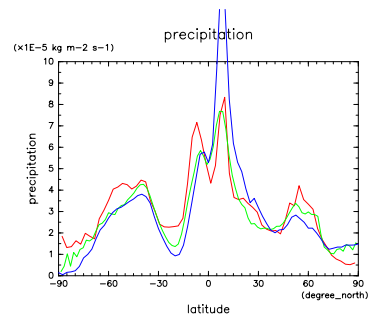


Figure 30: Rain at Jun. by dcpam (red), NCEP (green), and ECMWF (blue)

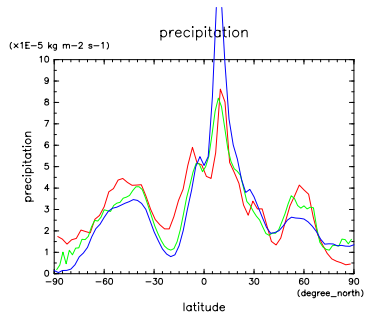


Figure 31: Rain at Jul. by dcpam (red), NCEP (green), and ECMWF (blue)

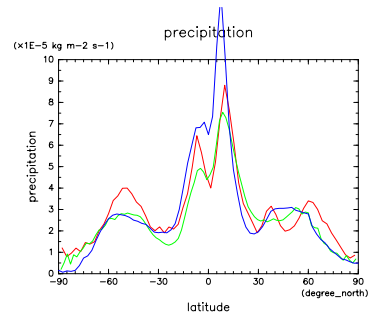


Figure 34: Rain at Oct. by dcpam (red), NCEP (green), and ECMWF (blue)

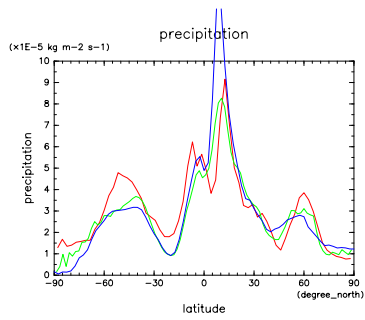


Figure 32: Rain at Aug. by dcpam (red), NCEP (green), and ECMWF (blue)

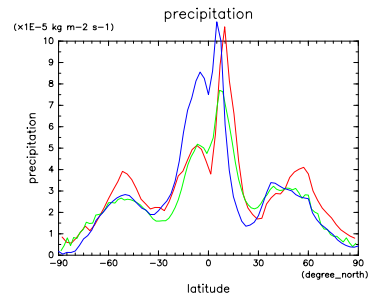


Figure 35: Rain at Nov. by dcpam (red), NCEP (green), and ECMWF (blue)

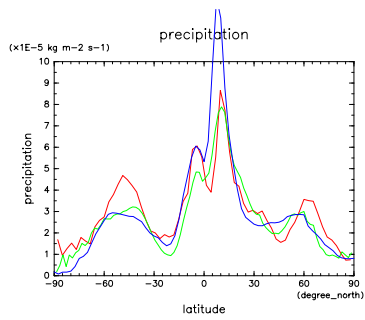


Figure 33: Rain at Sep. by dcpam (red), NCEP (green), and ECMWF (blue)

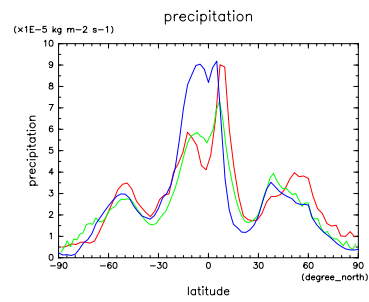


Figure 36: Rain at Dec. by dcpam (red), NCEP (green), and ECMWF (blue)

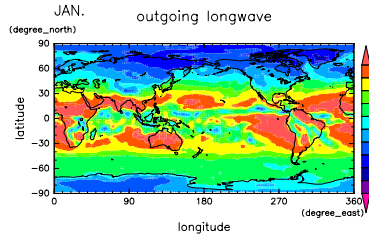


Figure 37: OLR at Jan. by deпам

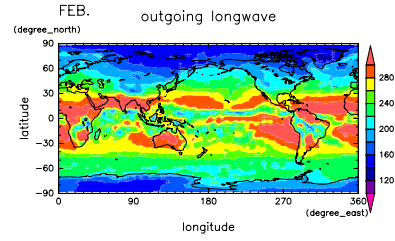


Figure 40: OLR at Feb. by deпам

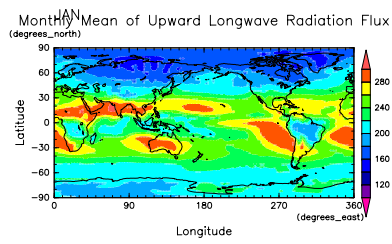


Figure 38: OLR at Jan. by NCEP

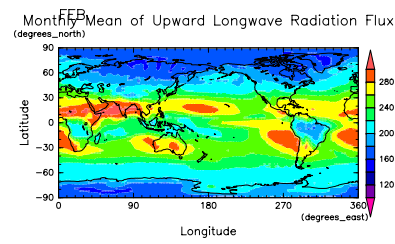


Figure 41: OLR at Feb. by NCEP

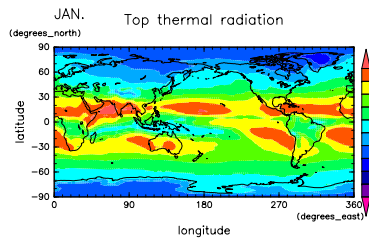


Figure 39: OLR at Jan. by ECMWF

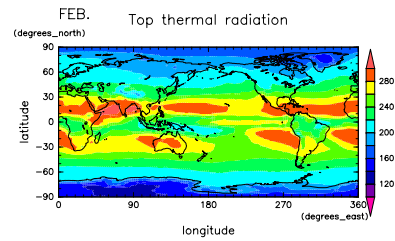


Figure 42: OLR at Feb. by ECMWF

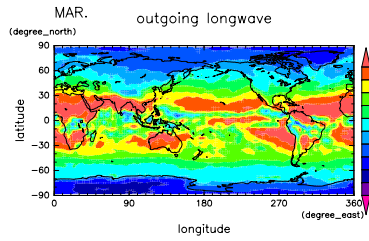


Figure 43: OLR at Mar. by depam

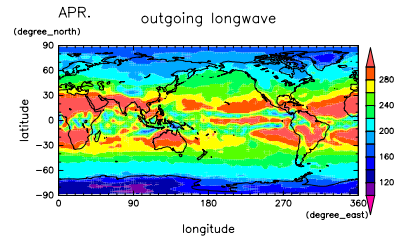


Figure 46: OLR at Apr. by depam

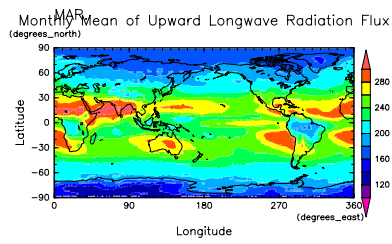


Figure 44: OLR at Mar. by NCEP

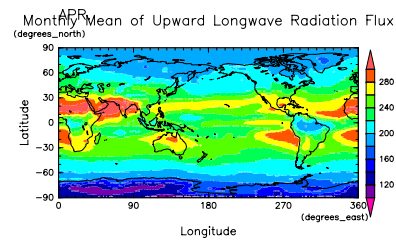


Figure 47: OLR at Apr. by NCEP

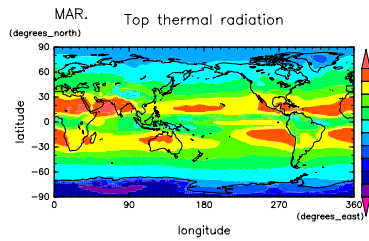


Figure 45: OLR at Mar. by ECMWF

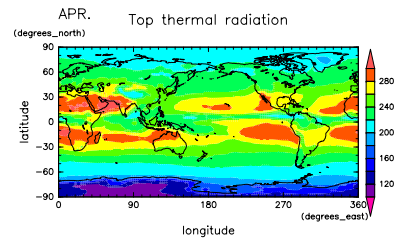


Figure 48: OLR at Apr. by ECMWF

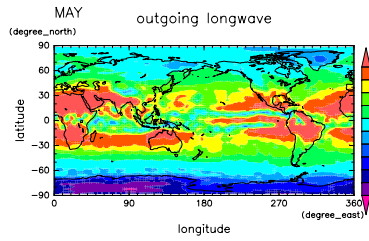


Figure 49: OLR at May by dcpan

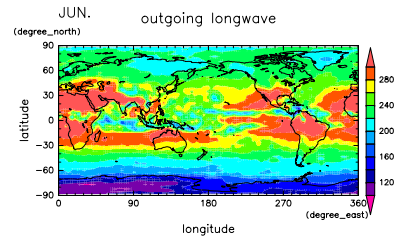


Figure 52: OLR at Jun. by dcpan

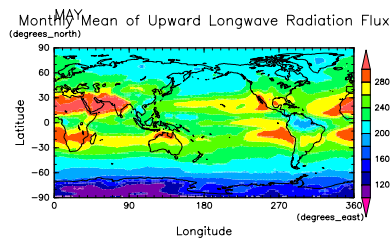


Figure 50: OLR at May by NCEP

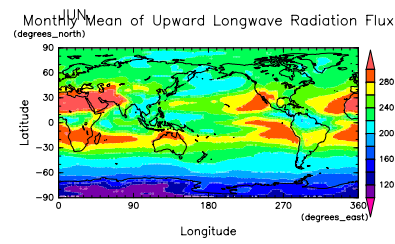


Figure 53: OLR at Jun. by NCEP

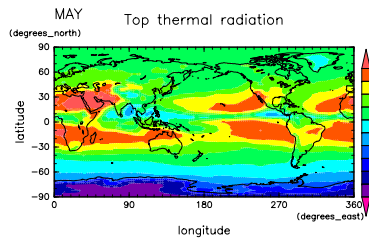


Figure 51: OLR at May by ECMWF

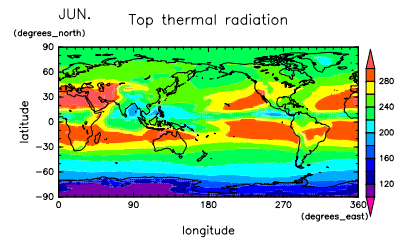


Figure 54: OLR at Jun. by ECMWF

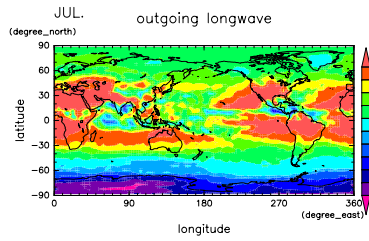


Figure 55: OLR at Jul. by dcpam

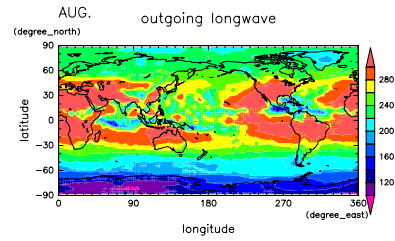


Figure 58: OLR at Aug. by dcpam

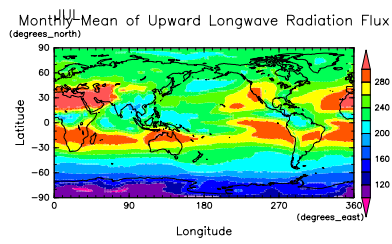


Figure 56: OLR at Jul. by NCEP

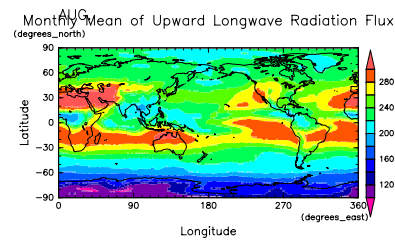


Figure 59: OLR at Aug. by NCEP

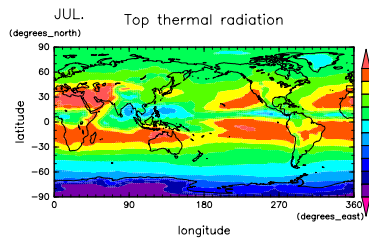


Figure 57: OLR at Jul. by ECMWF

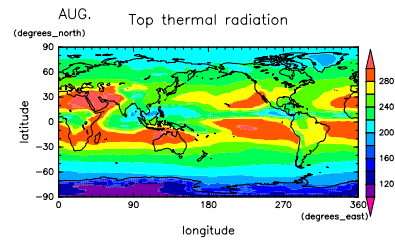


Figure 60: OLR at Aug. by ECMWF

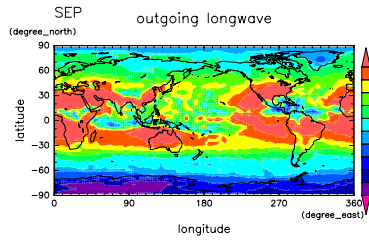


Figure 61: OLR at Sep. by decam

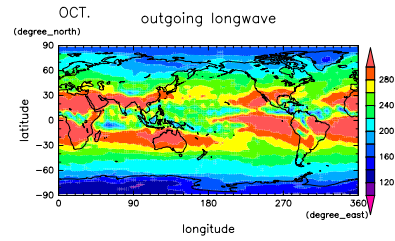


Figure 64: OLR at Oct. by decam

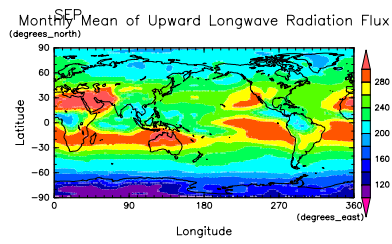


Figure 62: OLR at Sep. by NCEP

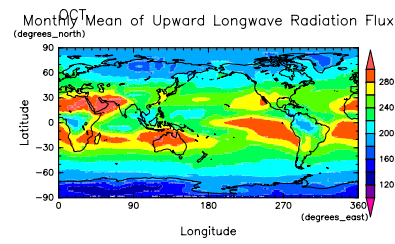


Figure 65: OLR at Oct. by NCEP

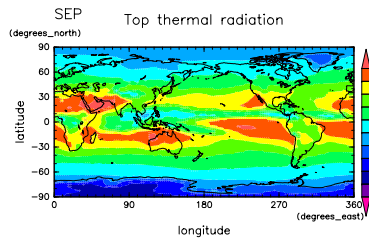


Figure 63: OLR at Sep. by ECMWF

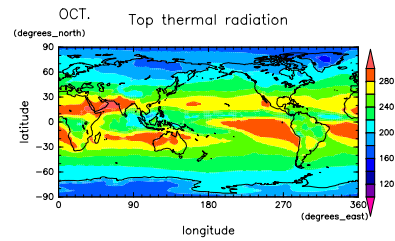


Figure 66: OLR at Oct. by ECMWF

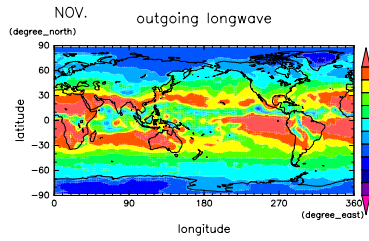


Figure 67: OLR at Nov. by dcpam

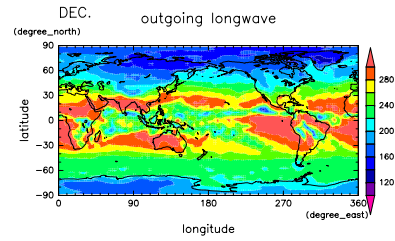


Figure 70: OLR at Dec. by dcpam

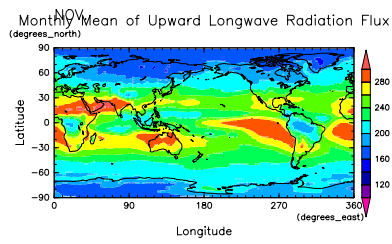


Figure 68: OLR at Nov. by NCEP

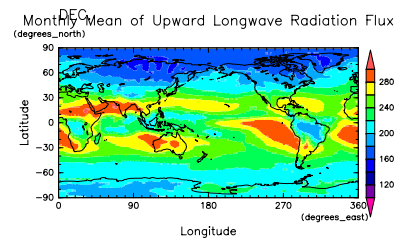


Figure 71: OLR at Dec. by NCEP

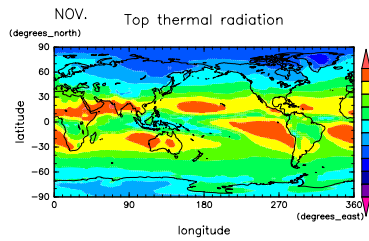


Figure 69: OLR at Nov. by ECMWF

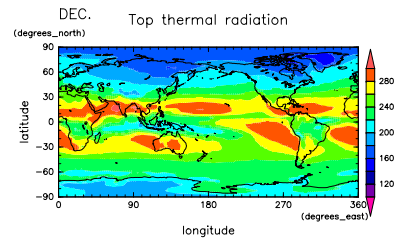


Figure 72: OLR at Dec. by ECMWF

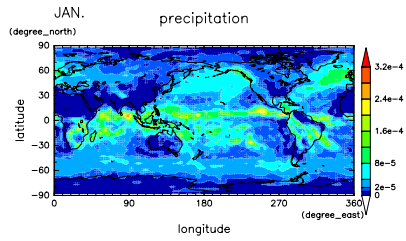


Figure 73: Rain at Jan. by dcpam

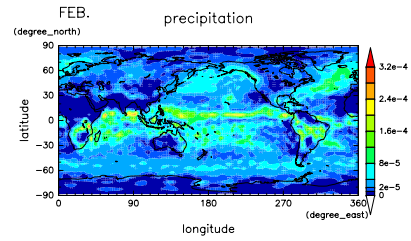


Figure 76: Rain at Feb. by dcpam

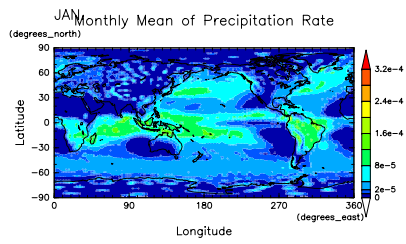


Figure 74: Rain at Jan. by NCEP

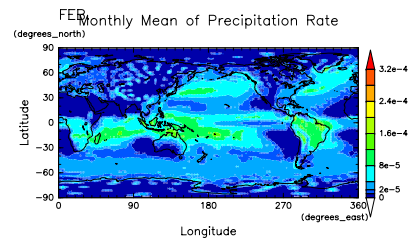


Figure 77: Rain at Feb. by NCEP

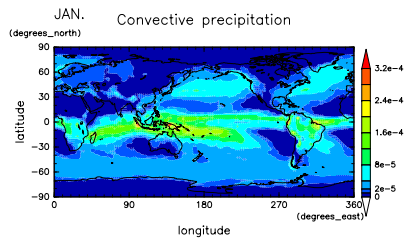


Figure 75: Rain at Jan. by ECMWF

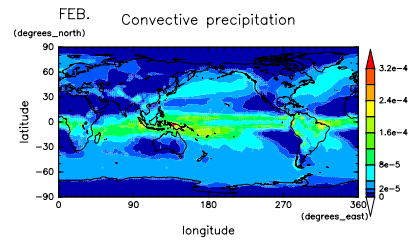


Figure 78: Rain at Feb. by ECMWF

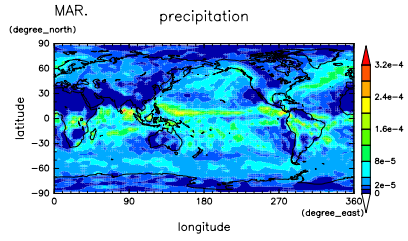


Figure 79: Rain at Mar. by dcpam

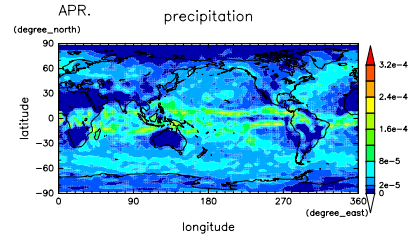


Figure 82: Rain at Apr. by dcpam

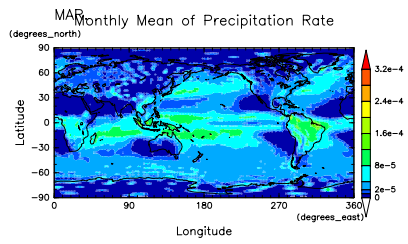


Figure 80: Rain at Mar. by NCEP

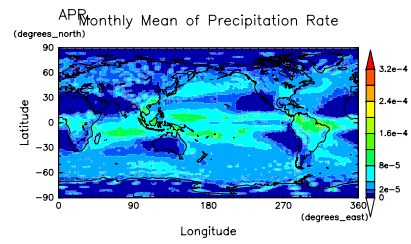


Figure 83: Rain at Apr. by NCEP

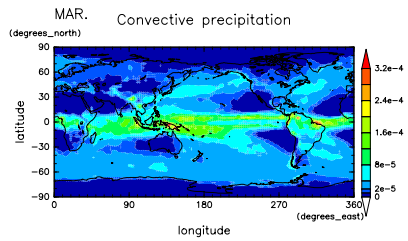


Figure 81: Rain at Mar. by ECMWF

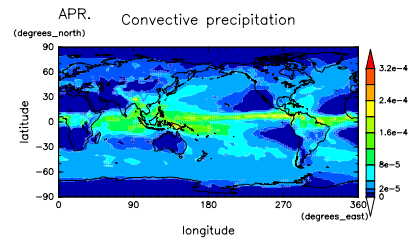


Figure 84: Rain at Apr. by ECMWF

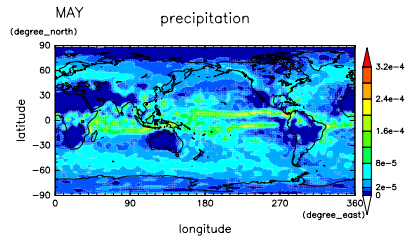


Figure 85: Rain at May by dcpam

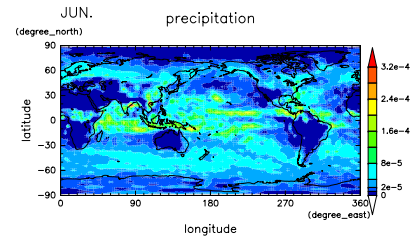


Figure 88: Rain at Jun. by dcpam

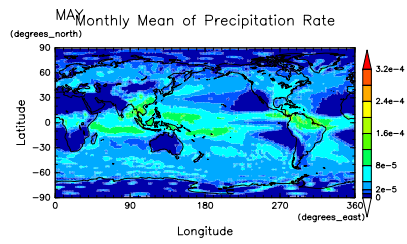


Figure 86: Rain at May by NCEP

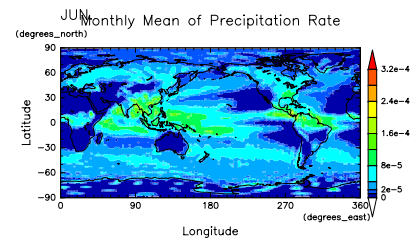


Figure 89: Rain at Jun. by NCEP

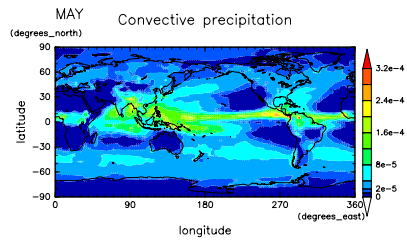


Figure 87: Rain at May by ECMWF

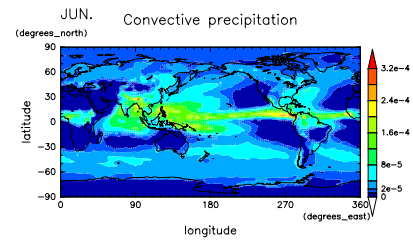


Figure 90: Rain at Jun. by ECMWF

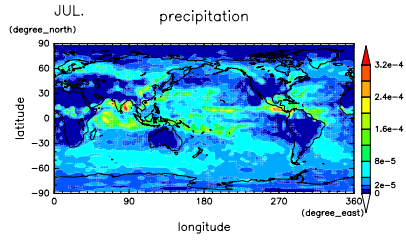


Figure 91: Rain at Jul. by dcpam

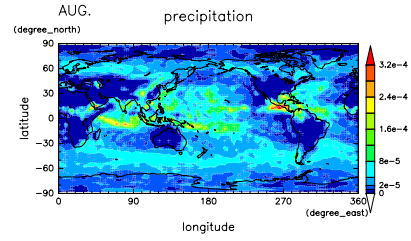


Figure 94: Rain at Aug. by dcpam

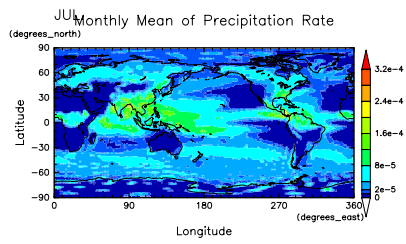


Figure 92: Rain at Jul. by NCEP

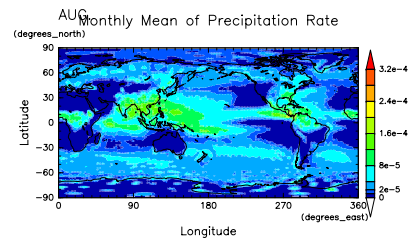


Figure 95: Rain at Aug. by NCEP

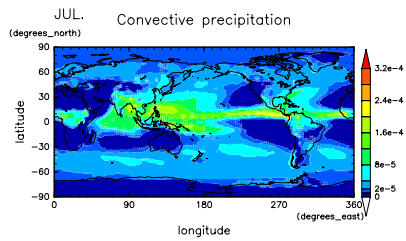


Figure 93: Rain at Jul. by ECMWF

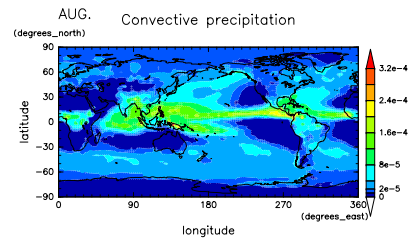


Figure 96: Rain at Aug. by ECMWF

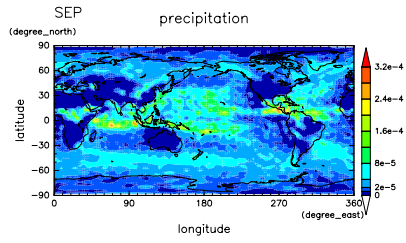


Figure 97: Rain at Sep. by dcpam

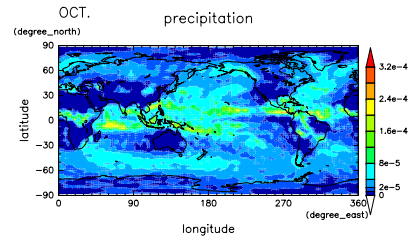


Figure 100: Rain at Oct. by dcpam

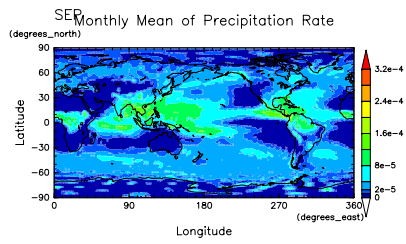


Figure 98: Rain at Sep. by NCEP

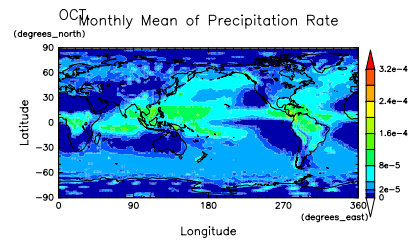


Figure 101: Rain at Oct. by NCEP

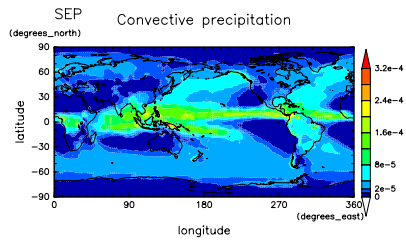


Figure 99: Rain at Sep. by ECMWF

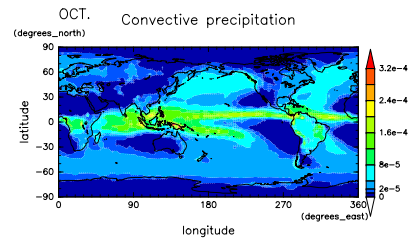


Figure 102: Rain at Oct. by ECMWF

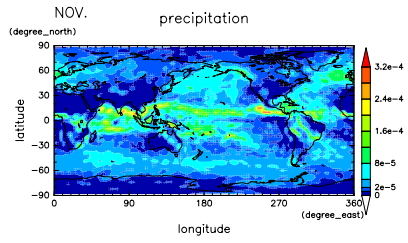


Figure 103: Rain at Nov. by dcpam

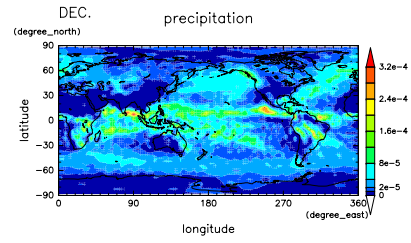


Figure 106: Rain at Dec. by dcpam

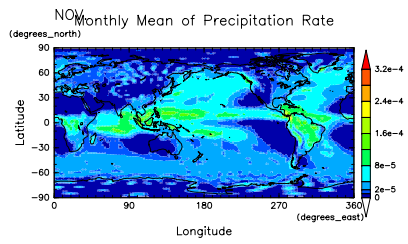


Figure 104: Rain at Nov. by NCEP

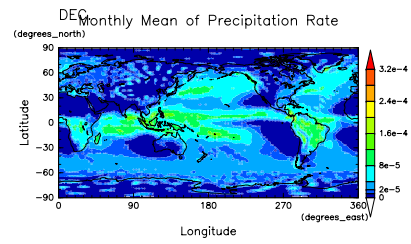


Figure 107: Rain at Dec. by NCEP

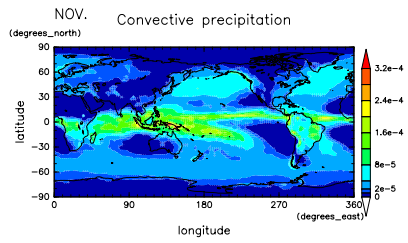


Figure 105: Rain at Nov. by ECMWF

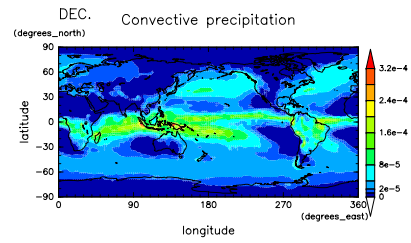


Figure 108: Rain at Dec. by ECMWF

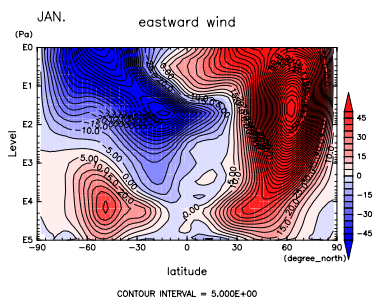


Figure 109: U at Jan. by dcpam

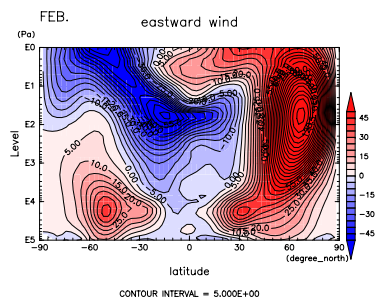


Figure 112: U at Feb. by dcpam

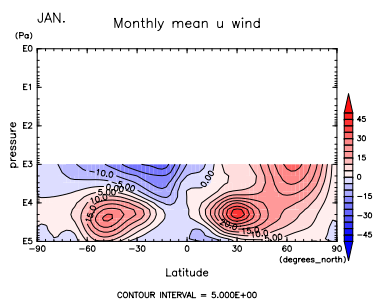


Figure 110: U at Jan. by NCEP

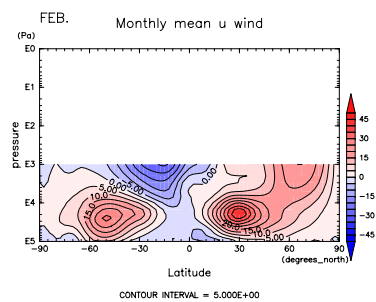


Figure 113: U at Feb. by NCEP

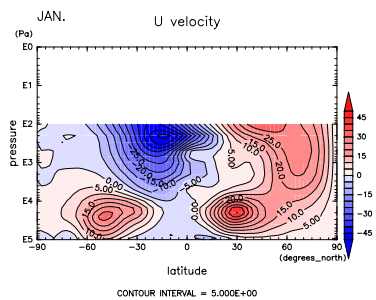


Figure 111: U at Jan. by ECMWF

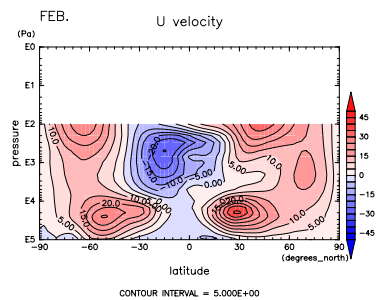


Figure 114: U at Feb. by ECMWF

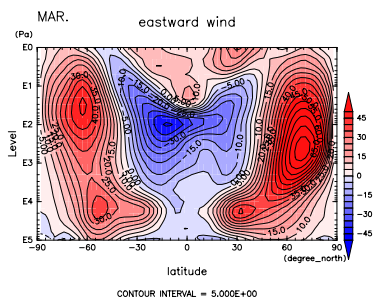


Figure 115: U at Mar. by dcpam

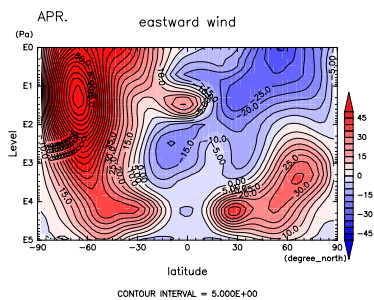


Figure 118: U at Apr. by dcpam

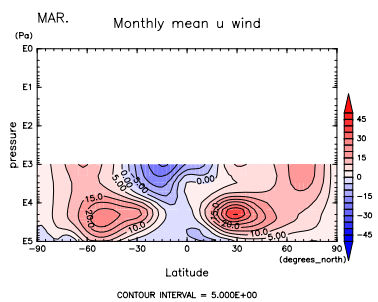


Figure 116: U at Mar. by NCEP

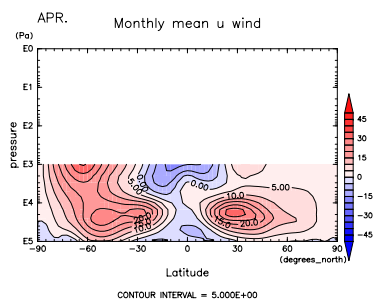


Figure 119: U at Apr. by NCEP

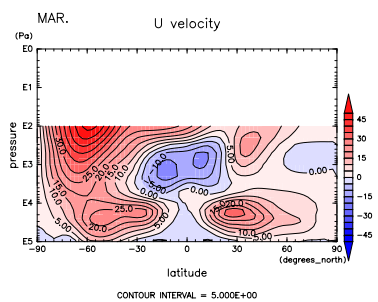


Figure 117: U at Mar. by ECMWF

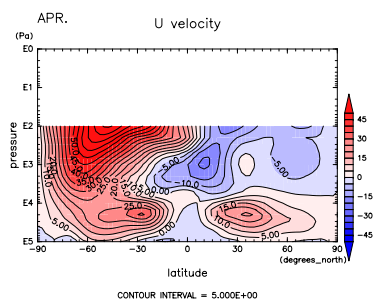


Figure 120: U at Apr. by ECMWF

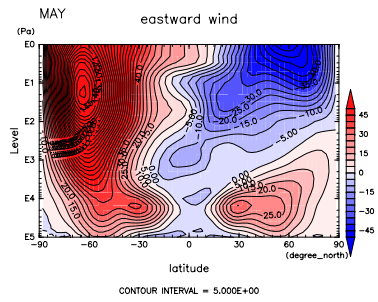


Figure 121: U at May by dcpam

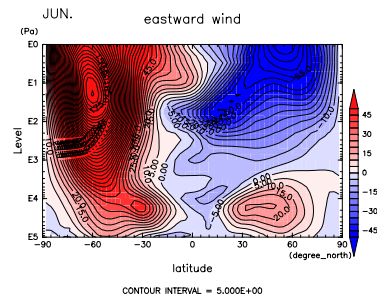


Figure 124: U at Jun. by dcpam

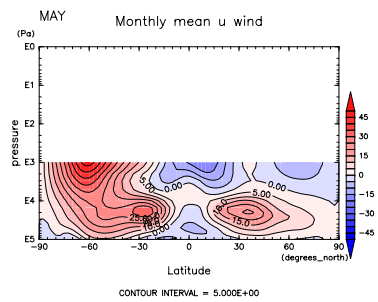


Figure 122: U at May by NCEP

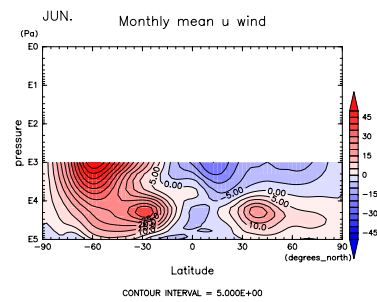


Figure 125: U at Jun. by NCEP

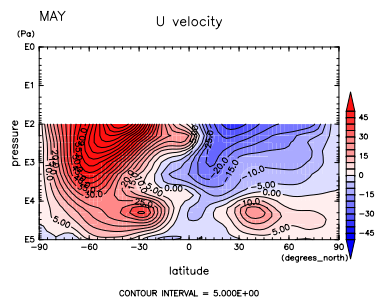


Figure 123: U at May by ECMWF

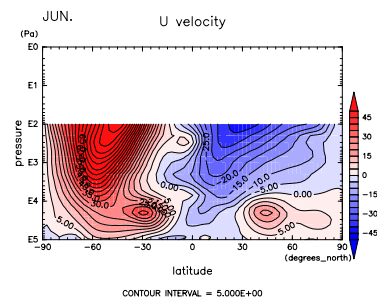


Figure 126: U at Jun. by ECMWF

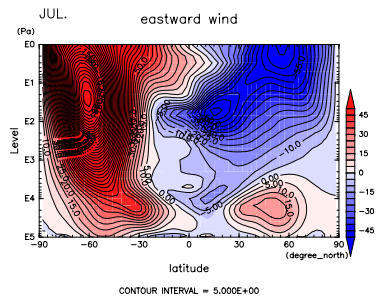


Figure 127: U at Jul. by dcpam

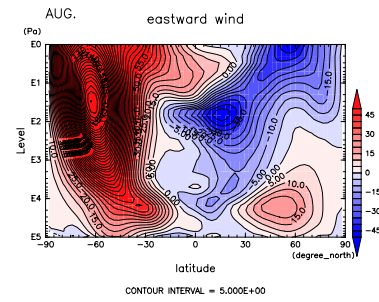


Figure 130: U at Aug. by dcpam

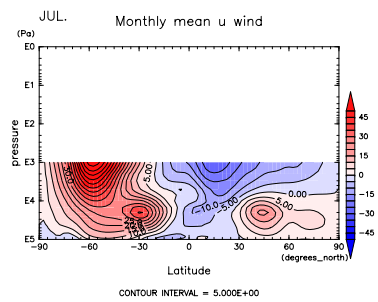


Figure 128: U at Jul. by NCEP

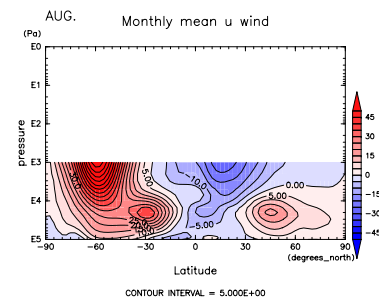


Figure 131: U at Aug. by NCEP

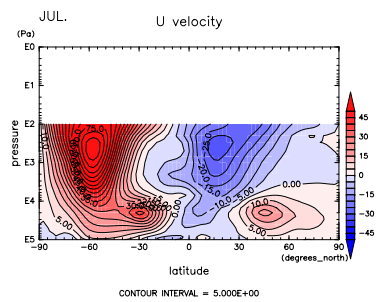


Figure 129: U at Jul. by ECMWF

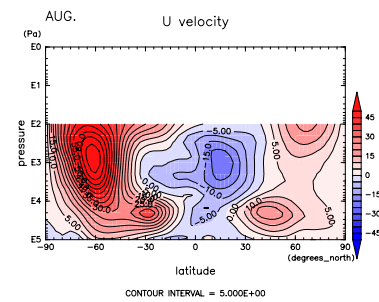


Figure 132: U at Aug. by ECMWF

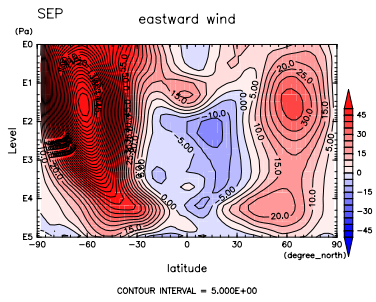


Figure 133: U at Sep. by dcpam

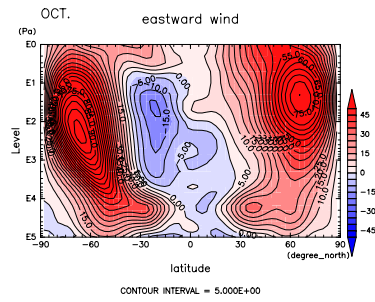


Figure 136: U at Oct. by dcpam

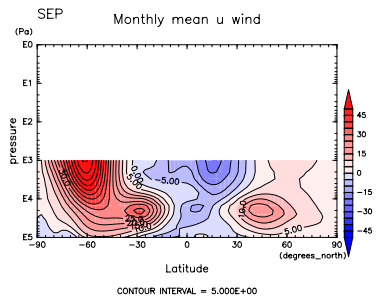


Figure 134: U at Sep. by NCEP

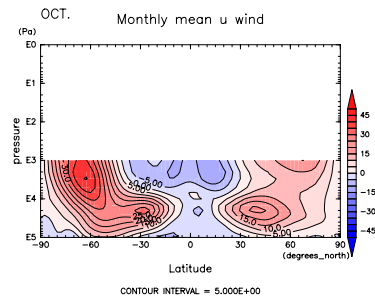


Figure 137: U at Oct. by NCEP

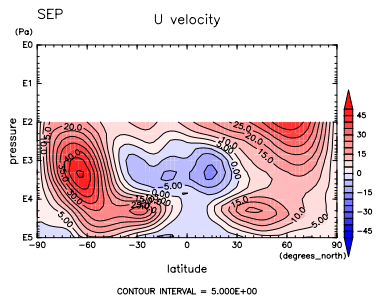


Figure 135: U at Sep. by ECMWF

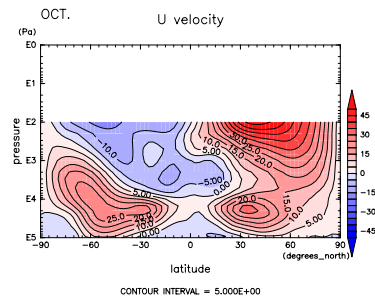


Figure 138: U at Oct. by ECMWF

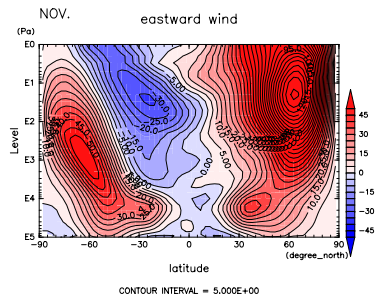


Figure 139: U at Nov. by dcpam

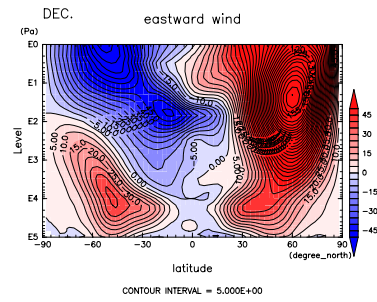


Figure 142: U at Dec. by dcpam

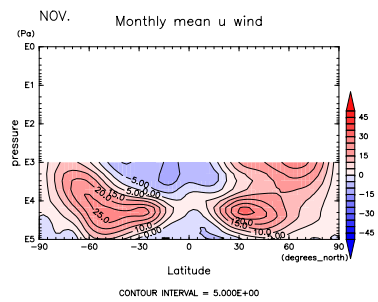


Figure 140: U at Nov. by NCEP

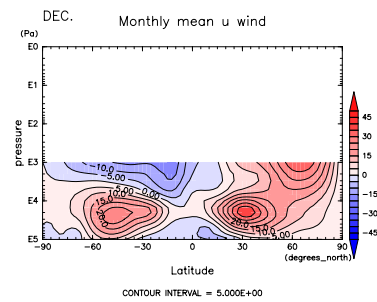


Figure 143: U at Dec. by NCEP

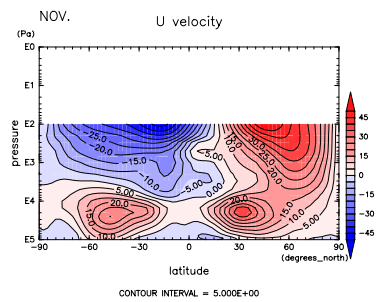


Figure 141: U at Nov. by ECMWF

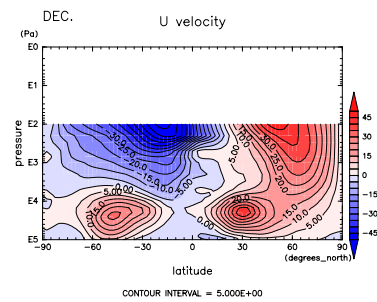


Figure 144: U at Dec. by ECMWF

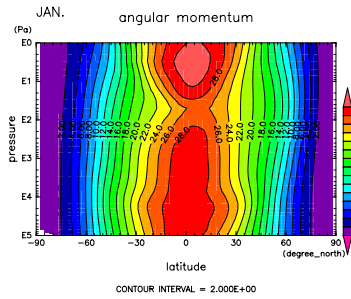


Figure 145: ANG MOM at Jan. by dcpam

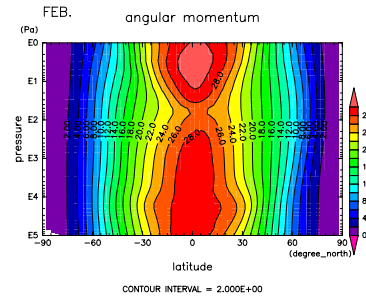


Figure 148: ANG MOM at Feb. by dcpam

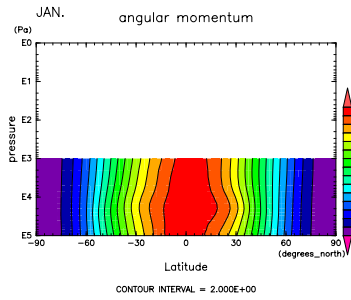


Figure 146: ANG MOM at Jan. by NCEP

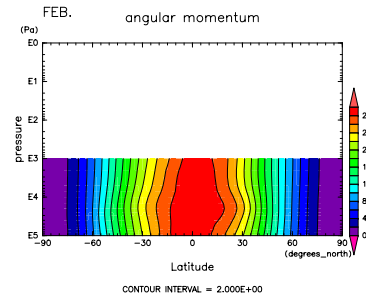


Figure 149: ANG MOM at Feb. by NCEP

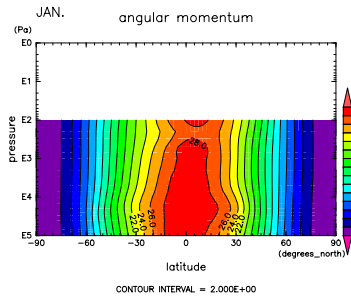


Figure 147: ANG MOM at Jan. by ECMWF

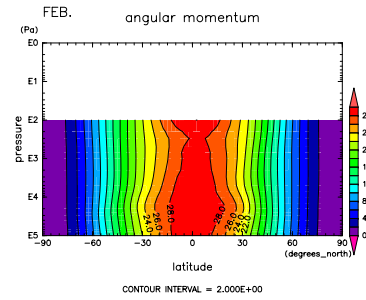


Figure 150: ANG MOM at Feb. by ECMWF

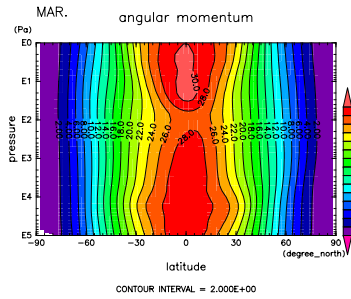


Figure 151: ANG MOM at Mar. by dcpam

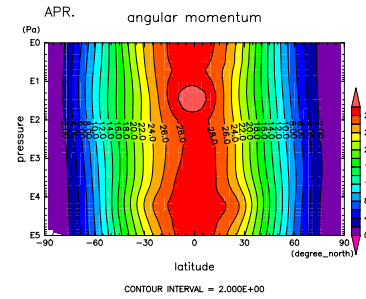


Figure 154: ANG MOM at Apr. by dcpam

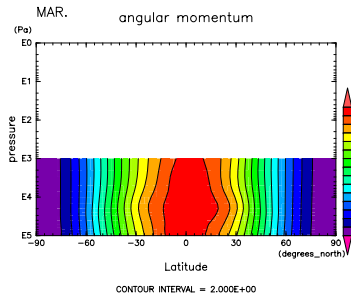


Figure 152: ANG MOM at Mar. by NCEP

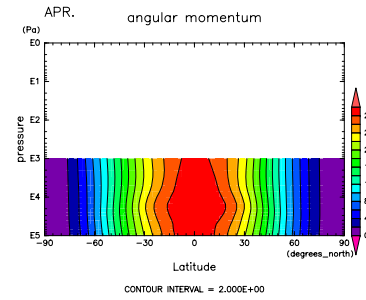


Figure 155: ANG MOM at Apr. by NCEP

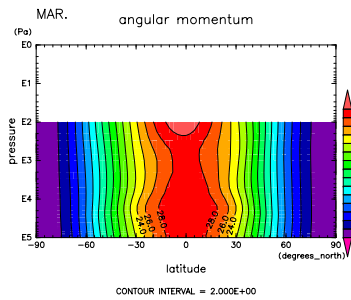


Figure 153: ANG MOM at Mar. by ECMWF

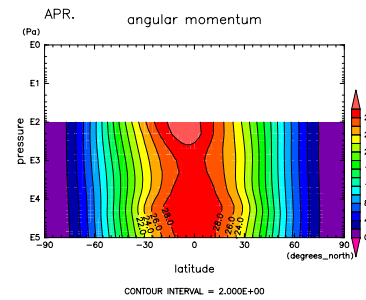


Figure 156: ANG MOM at Apr. by ECMWF

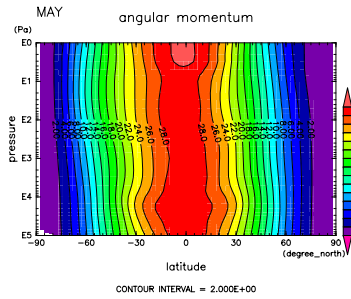


Figure 157: ANGMOM at May by dcpam

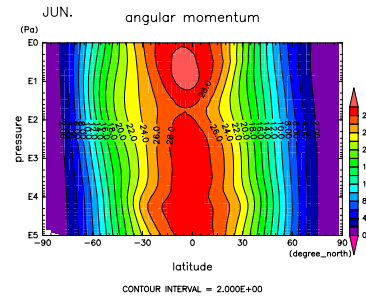


Figure 160: ANGMOM at Jun. by dcpam

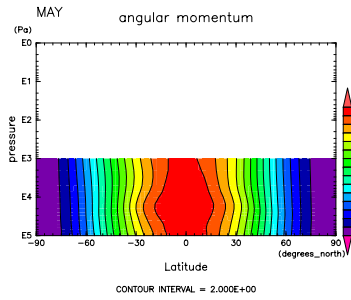


Figure 158: ANGMOM at May by NCEP

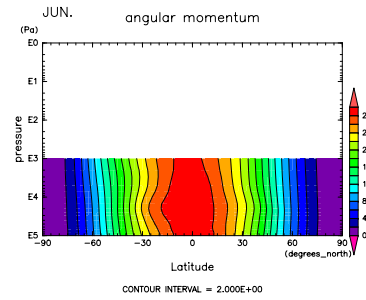


Figure 161: ANGMOM at Jun. by NCEP

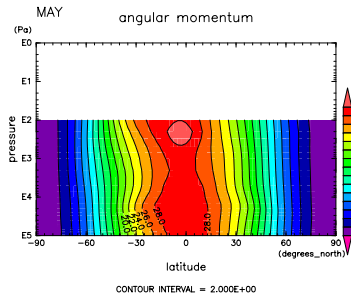


Figure 159: ANGMOM at May by ECMWF

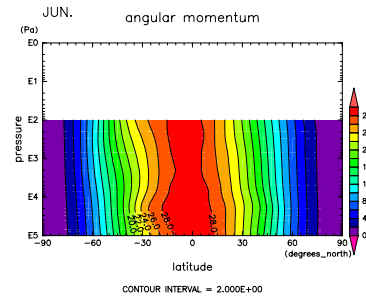


Figure 162: ANGMOM at Jun. by ECMWF

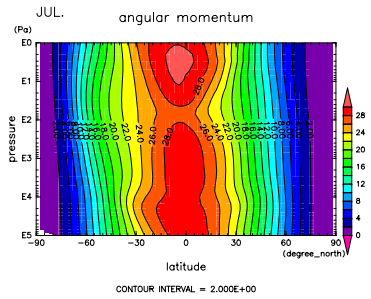


Figure 163: ANG MOM at Jul. by dc-pam

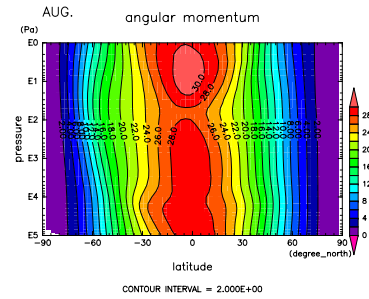


Figure 166: ANG MOM at Aug. by dcpam

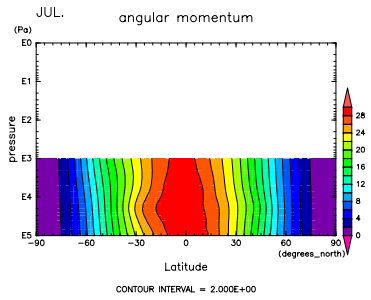


Figure 164: ANG MOM at Jul. by NCEP

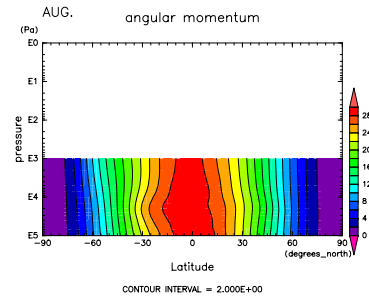


Figure 167: ANG MOM at Aug. by NCEP

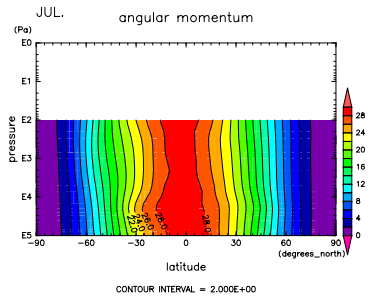


Figure 165: ANG MOM at Jul. by ECMWF

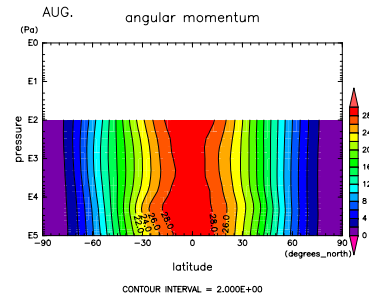


Figure 168: ANG MOM at Aug. by ECMWF

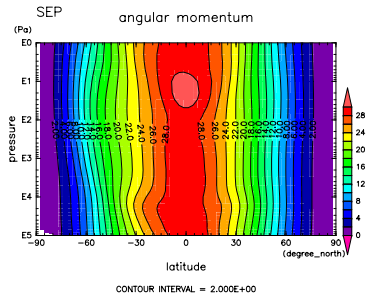


Figure 169: ANG MOM at Sep. by dcpam

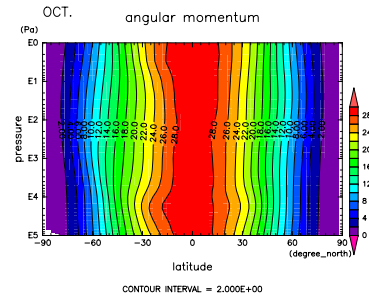


Figure 172: ANG MOM at Oct. by dcpam

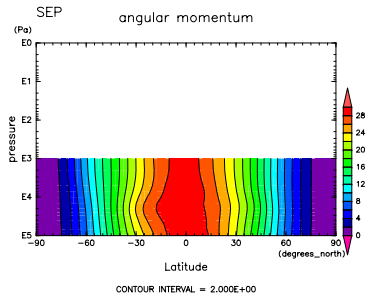


Figure 170: ANG MOM at Sep. by NCEP

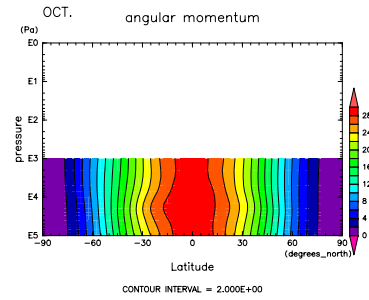


Figure 173: ANG MOM at Oct. by NCEP

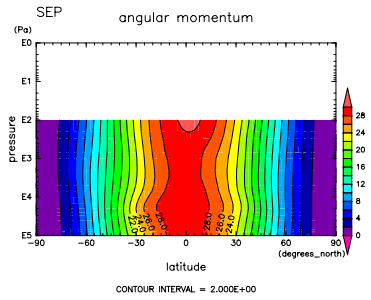


Figure 171: ANG MOM at Sep. by ECMWF

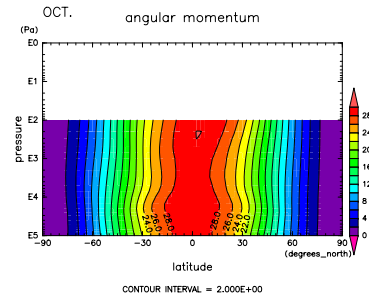


Figure 174: ANG MOM at Oct. by ECMWF

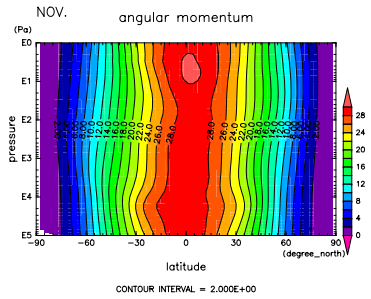


Figure 175: ANG MOM at Nov. by dcpam

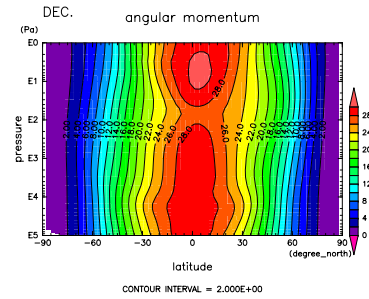


Figure 178: ANG MOM at Dec. by dcpam

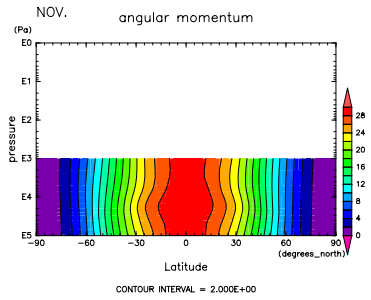


Figure 176: ANG MOM at Nov. by NCEP

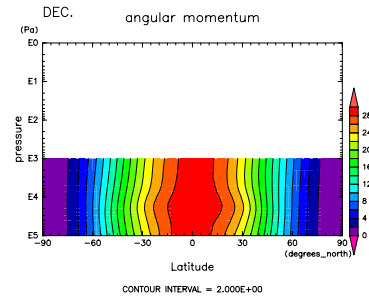


Figure 179: ANG MOM at Dec. by NCEP

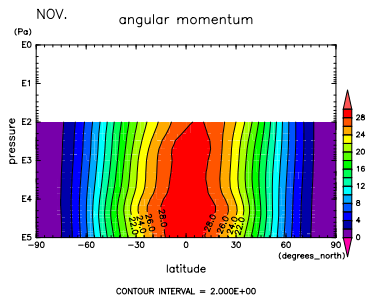


Figure 177: ANG MOM at Nov. by ECMWF

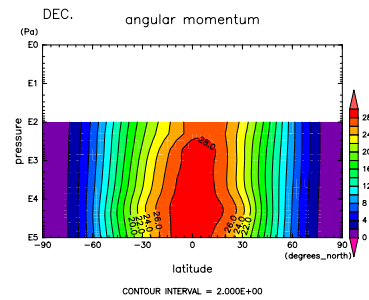


Figure 180: ANG MOM at Dec. by ECMWF

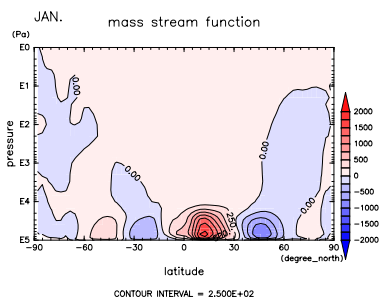


Figure 181: MSF at Jan. by dcpam

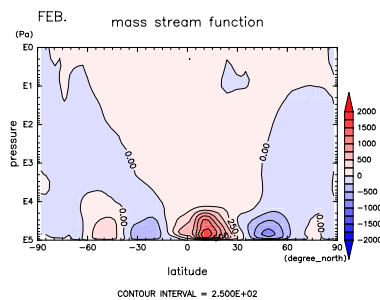


Figure 184: MSF at Feb. by dcpam

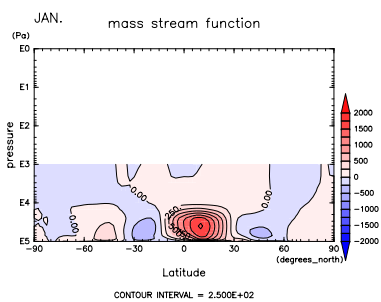


Figure 182: MSF at Jan. by NCEP

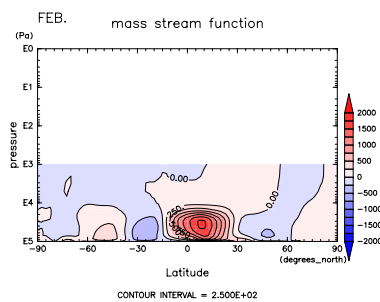


Figure 185: MSF at Feb. by NCEP

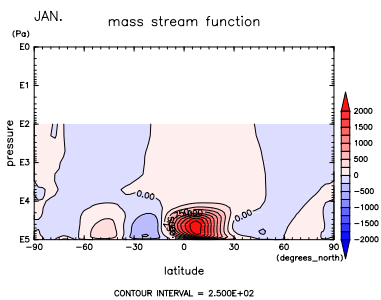


Figure 183: MSF at Jan. by ECMWF

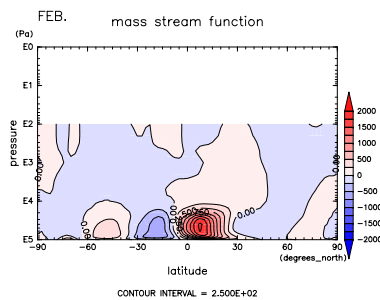


Figure 186: MSF at Feb. by ECMWF

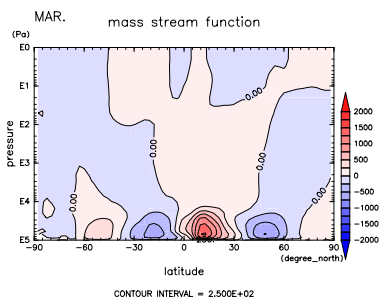


Figure 187: MSF at Mar. by dcpan

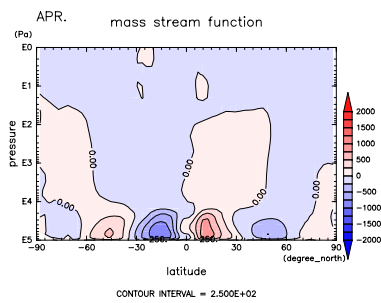


Figure 190: MSF at Apr. by dcpan

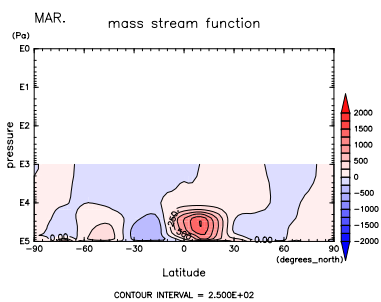


Figure 188: MSF at Mar. by NCEP

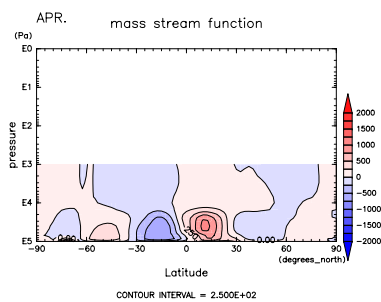


Figure 191: MSF at Apr. by NCEP

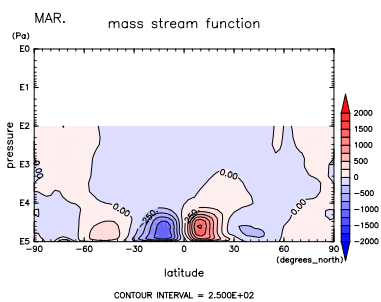


Figure 189: MSF at Mar. by ECMWF

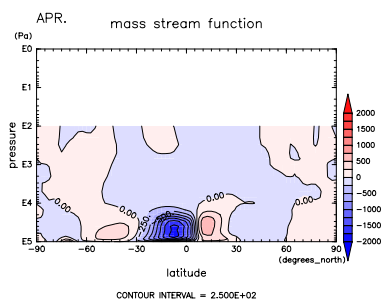


Figure 192: MSF at Apr. by ECMWF

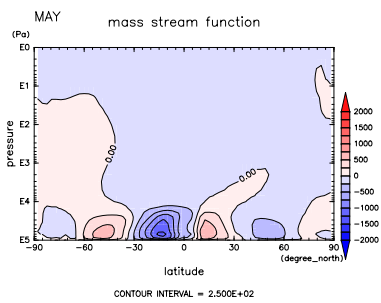


Figure 193: MSF at May by dcpam

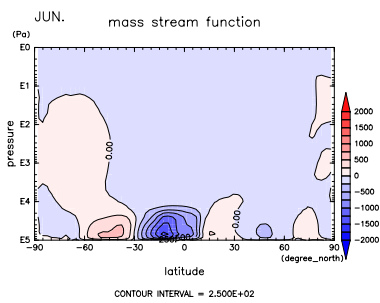


Figure 196: MSF at Jun. by dcpam

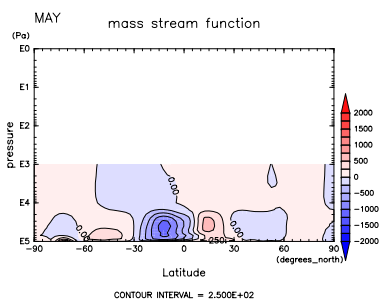


Figure 194: MSF at May by NCEP

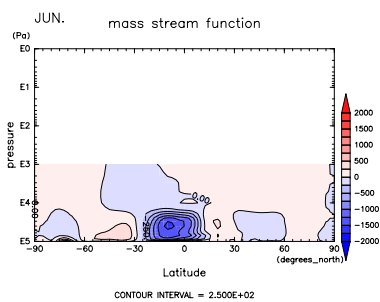


Figure 197: MSF at Jun. by NCEP

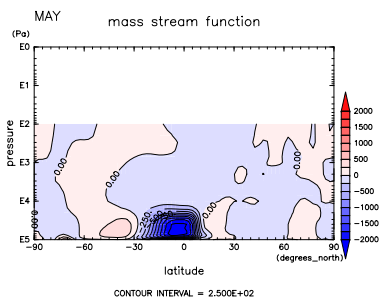


Figure 195: MSF at May by ECMWF

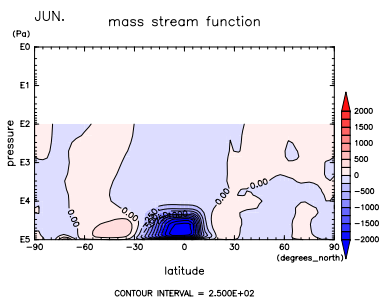


Figure 198: MSF at Jun. by ECMWF

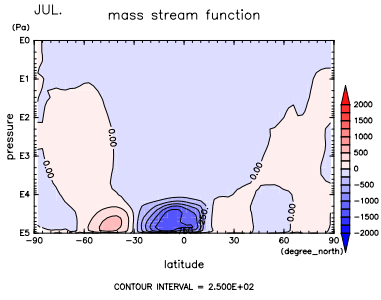


Figure 199: MSF at Jul. by depam

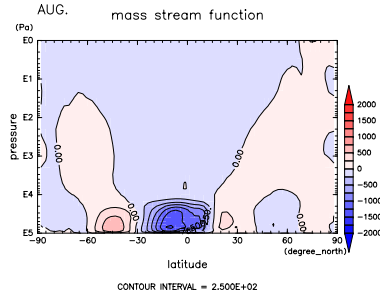


Figure 202: MSF at Aug. by depam

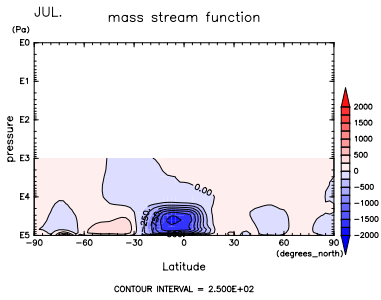


Figure 200: MSF at Jul. by NCEP

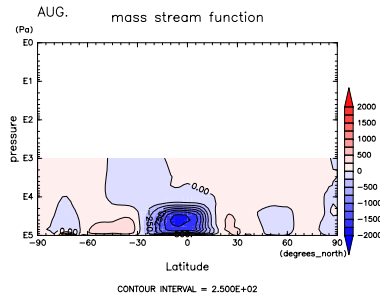


Figure 203: MSF at Aug. by NCEP

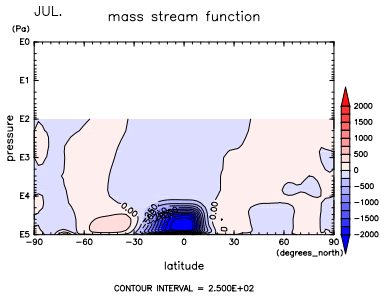


Figure 201: MSF at Jul. by ECMWF

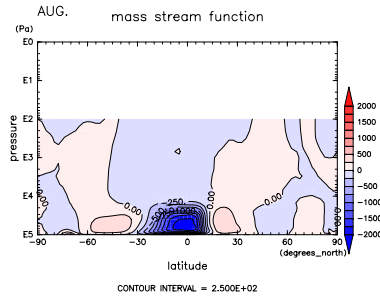


Figure 204: MSF at Aug. by ECMWF

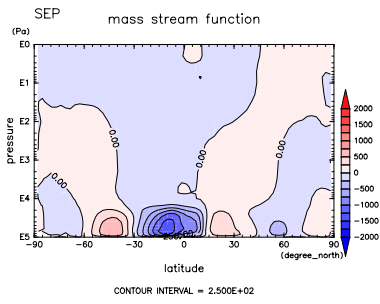


Figure 205: MSF at Sep. by dcpam

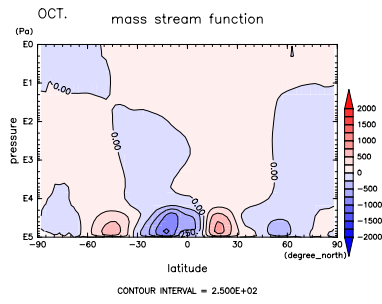


Figure 208: MSF at Oct. by dcpam

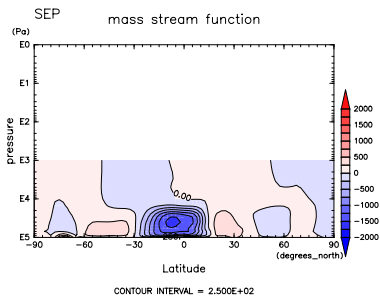


Figure 206: MSF at Sep. by NCEP

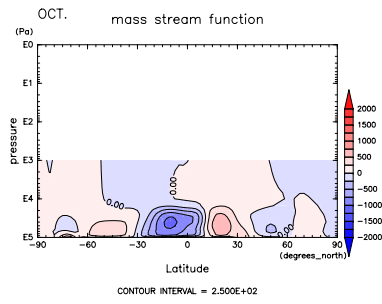


Figure 209: MSF at Oct. by NCEP

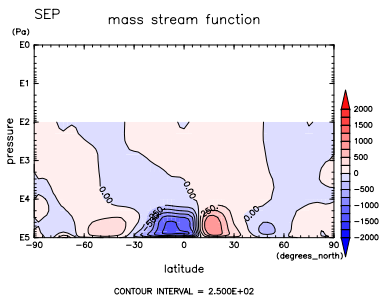


Figure 207: MSF at Sep. by ECMWF

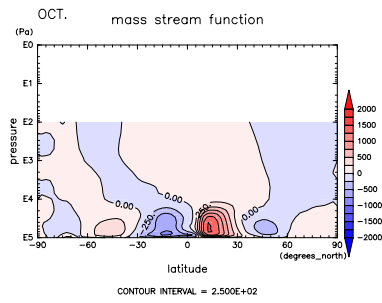


Figure 210: MSF at Oct. by ECMWF

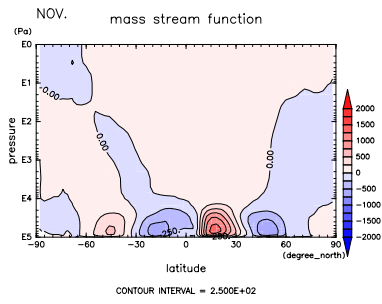


Figure 211: MSF at Nov. by dcpam

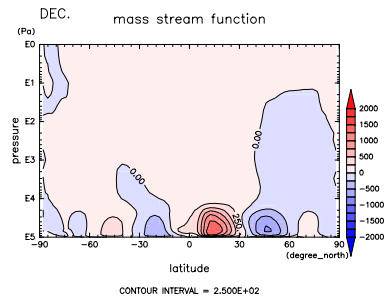


Figure 214: MSF at Dec. by dcpam

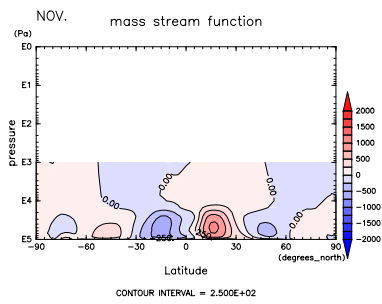


Figure 212: MSF at Nov. by NCEP

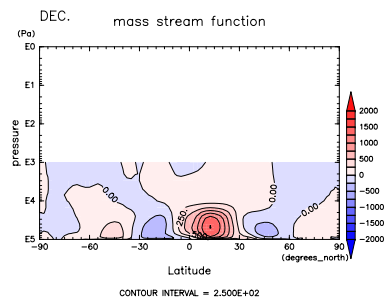


Figure 215: MSF at Dec. by NCEP

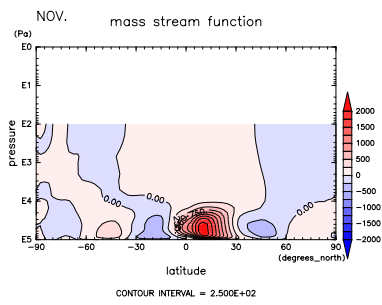


Figure 213: MSF at Nov. by ECMWF

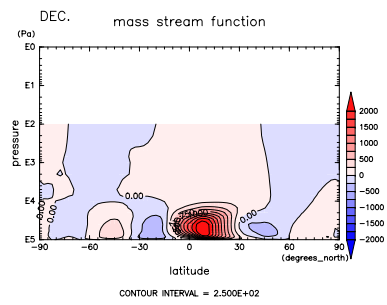


Figure 216: MSF at Dec. by ECMWF

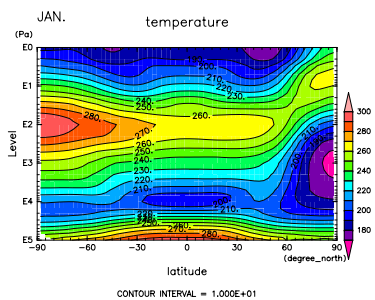


Figure 217: T at Jan. by dcpam

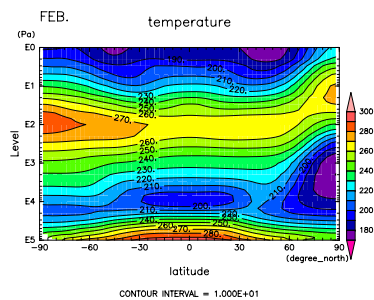


Figure 220: T at Feb. by dcpam

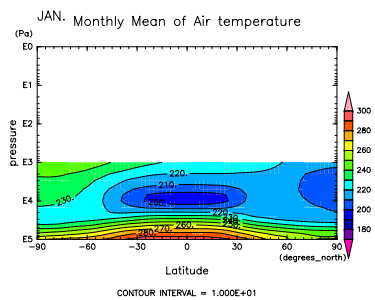


Figure 218: T at Jan. by NCEP

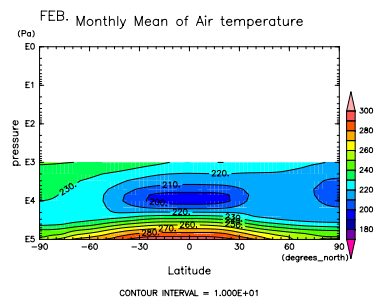


Figure 221: T at Feb. by NCEP

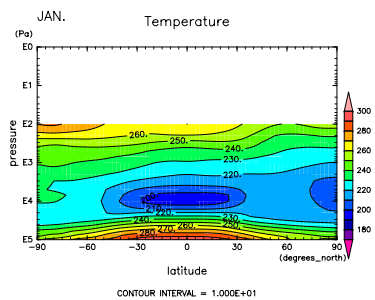


Figure 219: T at Jan. by ECMWF

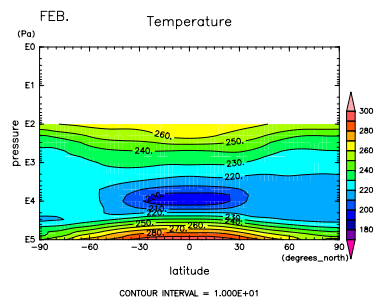


Figure 222: T at Feb. by ECMWF

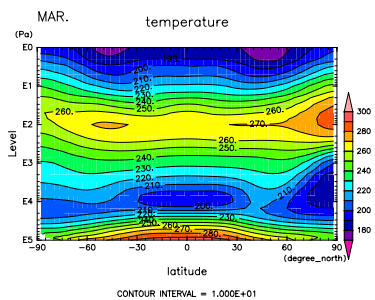


Figure 223: T at Mar. by dcpam

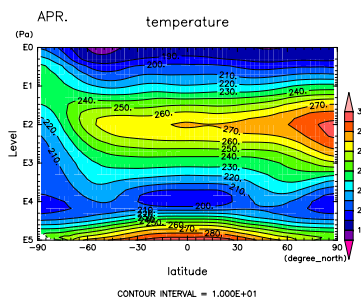


Figure 226: T at Apr. by dcpam

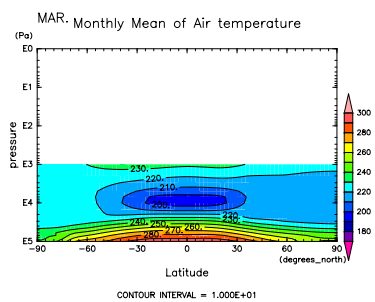


Figure 224: T at Mar. by NCEP

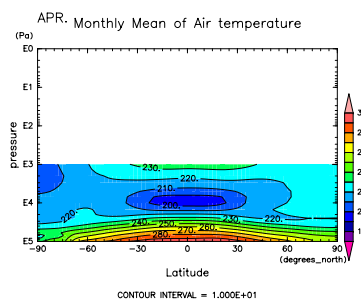


Figure 227: T at Apr. by NCEP

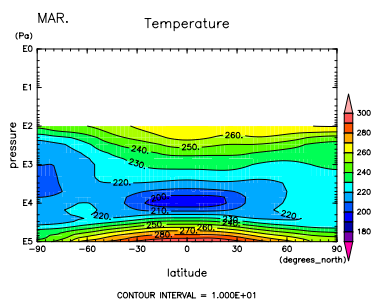


Figure 225: T at Mar. by ECMWF

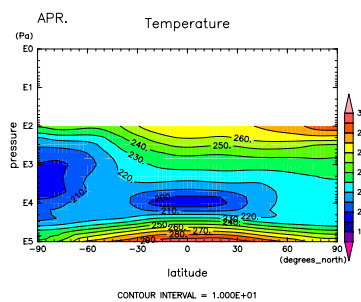


Figure 228: T at Apr. by ECMWF

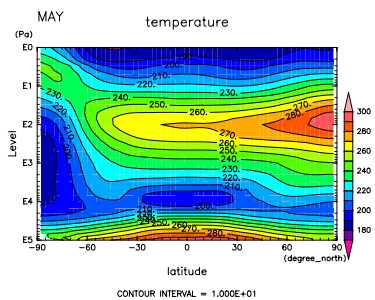


Figure 229: T at May by dcpam

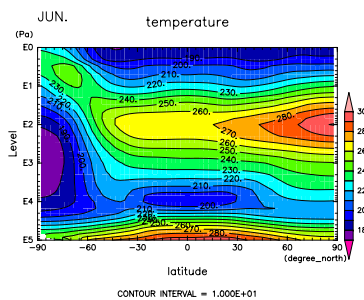


Figure 232: T at Jun. by dcpam

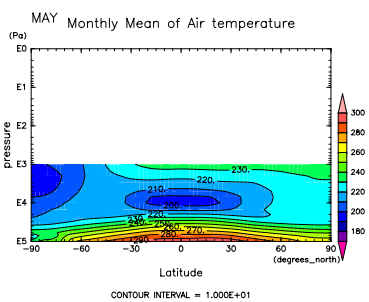


Figure 230: T at May by NCEP

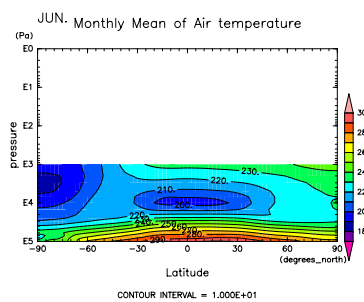


Figure 233: T at Jun. by NCEP

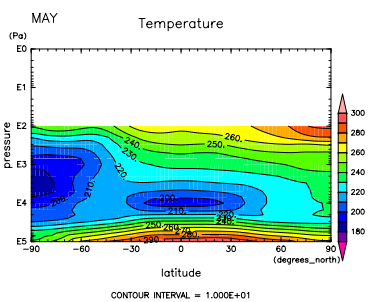


Figure 231: T at May by ECMWF

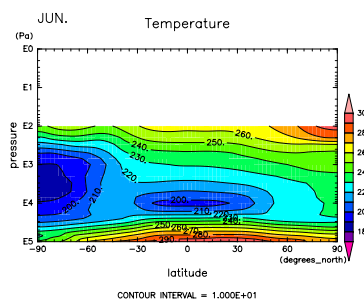


Figure 234: T at Jun. by ECMWF

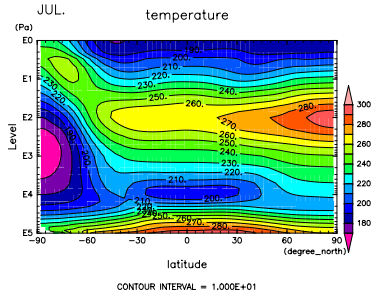


Figure 235: T at Jul. by dcpan

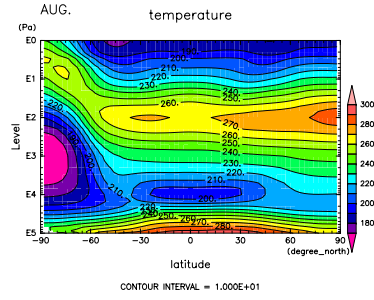


Figure 238: T at Aug. by dcpan

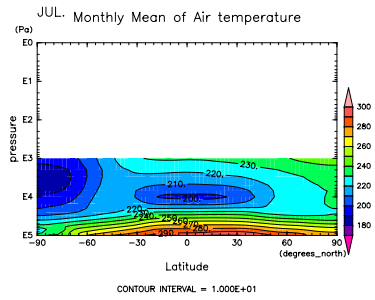


Figure 236: T at Jul. by NCEP

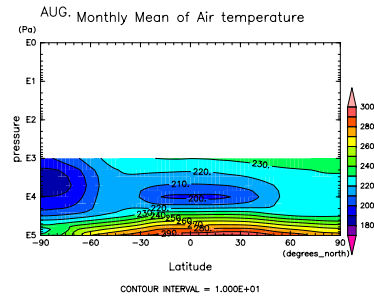


Figure 239: T at Aug. by NCEP

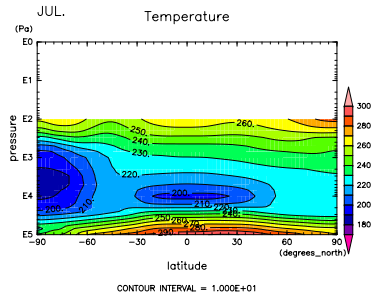


Figure 237: T at Jul. by ECMWF

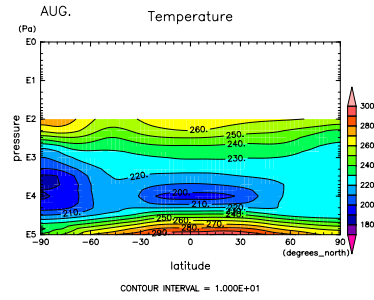


Figure 240: T at Aug. by ECMWF

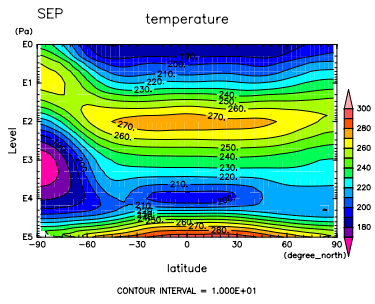


Figure 241: T at Sep. by dcpam

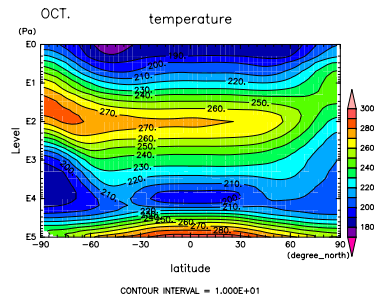


Figure 244: T at Oct. by dcpam

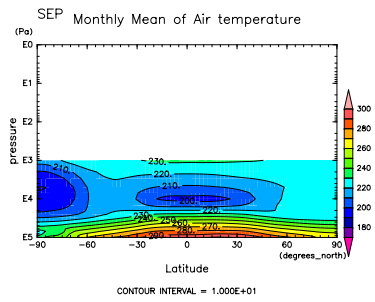


Figure 242: T at Sep. by NCEP

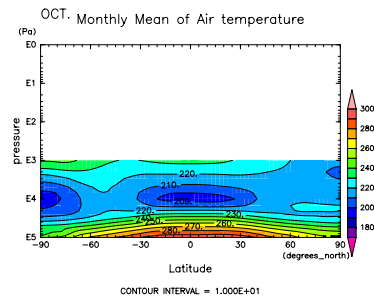


Figure 245: T at Oct. by NCEP

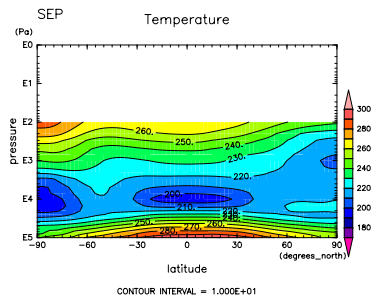


Figure 243: T at Sep. by ECMWF

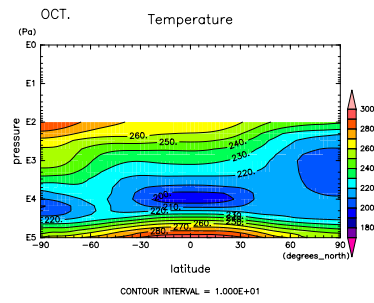


Figure 246: T at Oct. by ECMWF

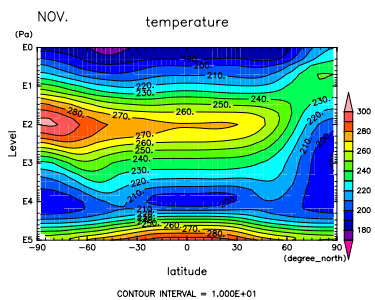


Figure 247: T at Nov. by dcpan

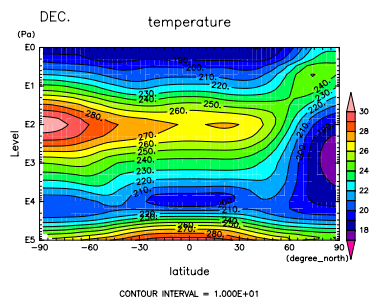


Figure 250: T at Dec. by dcpan

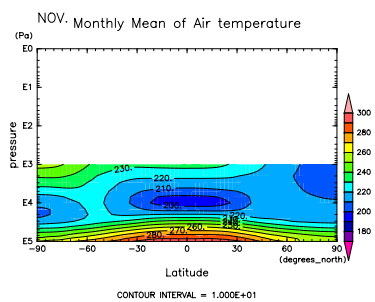


Figure 248: T at Nov. by NCEP

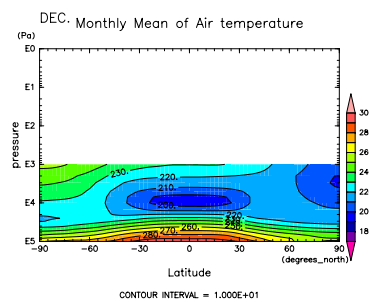


Figure 251: T at Dec. by NCEP

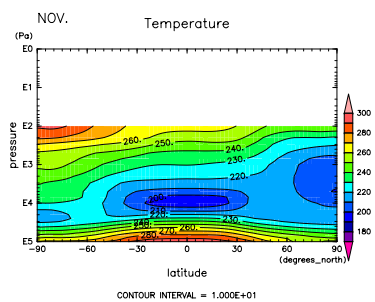


Figure 249: T at Nov. by ECMWF

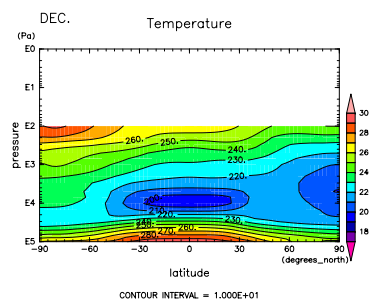


Figure 252: T at Dec. by ECMWF

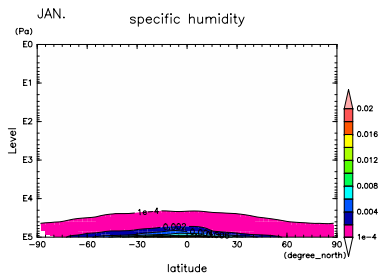


Figure 253: q at Jan. by dcpam

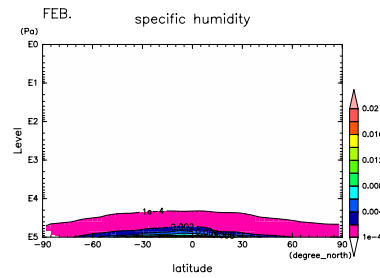


Figure 256: q at Feb. by dcpam

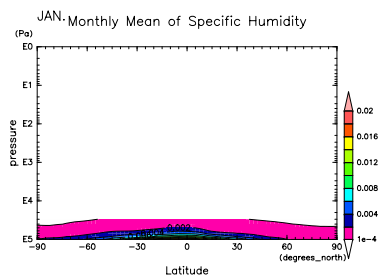


Figure 254: q at Jan. by NCEP

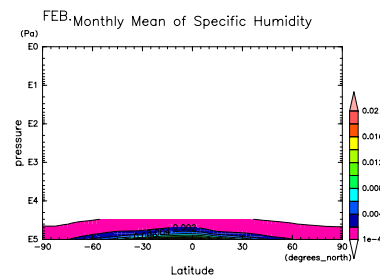


Figure 257: q at Feb. by NCEP

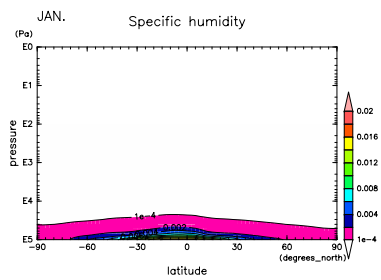


Figure 255: q at Jan. by ECMWF

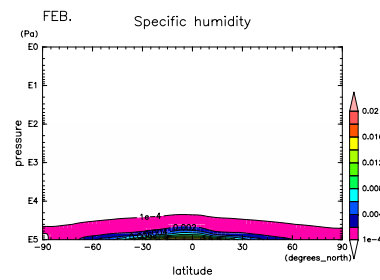


Figure 258: q at Feb. by ECMWF

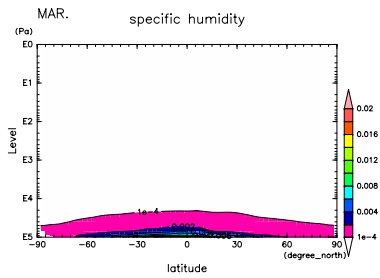


Figure 259: q at Mar. by dcpam

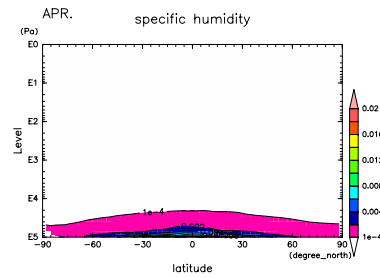


Figure 262: q at Apr. by dcpam

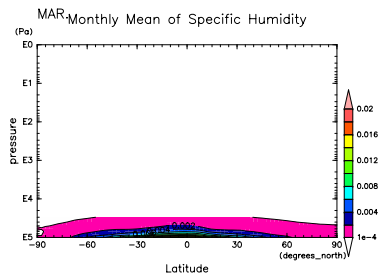


Figure 260: q at Mar. by NCEP

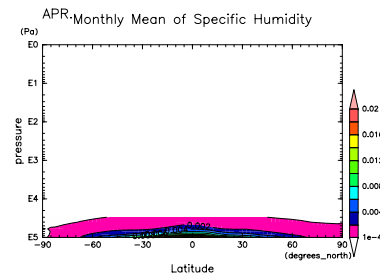


Figure 263: q at Apr. by NCEP

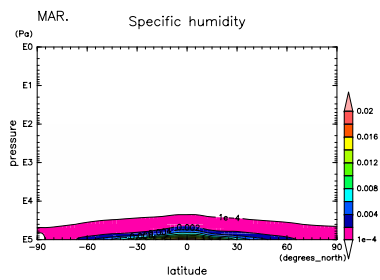


Figure 261: q at Mar. by ECMWF

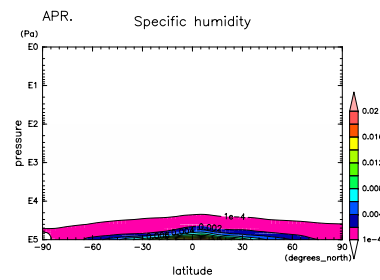


Figure 264: q at Apr. by ECMWF

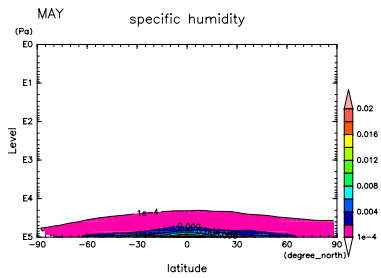


Figure 265: q at May by dcpam

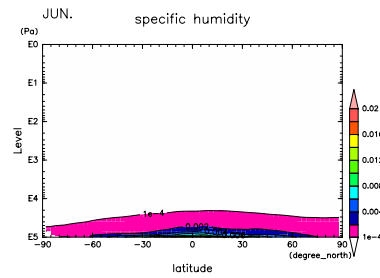


Figure 268: q at Jun. by dcpam

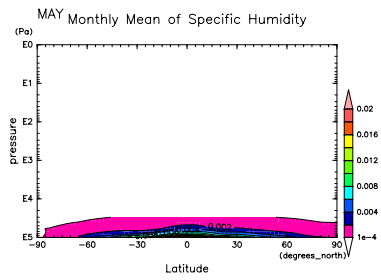


Figure 266: q at May by NCEP

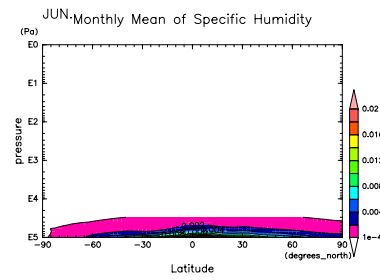


Figure 269: q at Jun. by NCEP

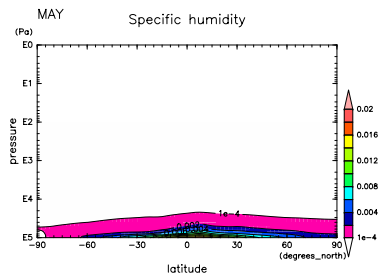


Figure 267: q at May by ECMWF

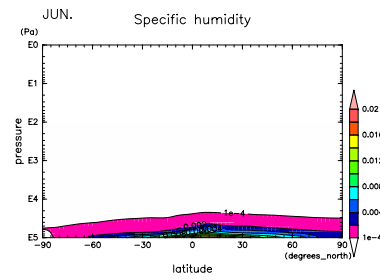


Figure 270: q at Jun. by ECMWF

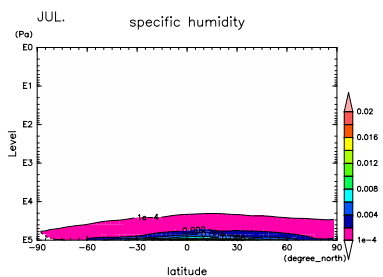


Figure 271: q at Jul. by dcpam

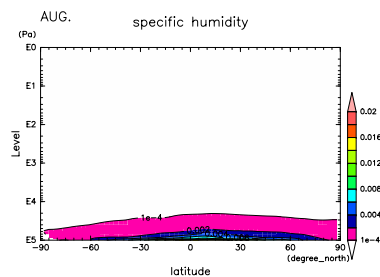


Figure 274: q at Aug. by dcpam

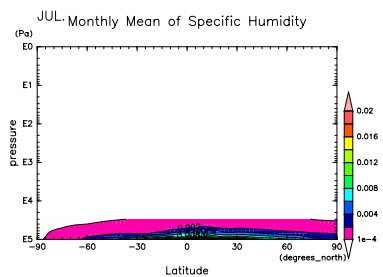


Figure 272: q at Jul. by NCEP

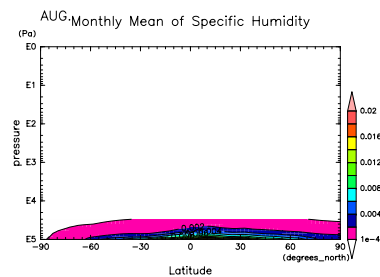


Figure 275: q at Aug. by NCEP

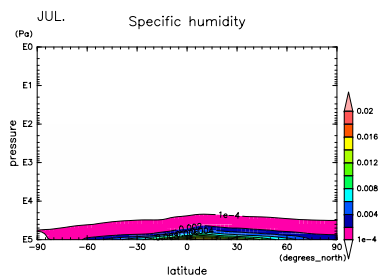


Figure 273: q at Jul. by ECMWF

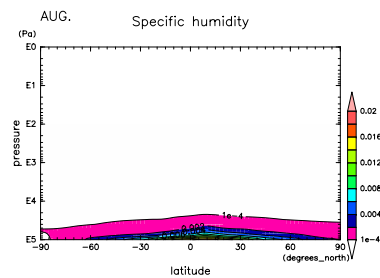


Figure 276: q at Aug. by ECMWF

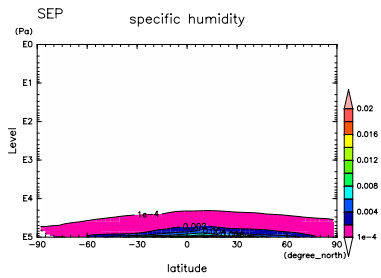


Figure 277: q at Sep. by dcpam

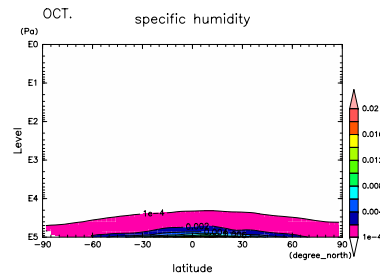


Figure 280: q at Oct. by dcpam

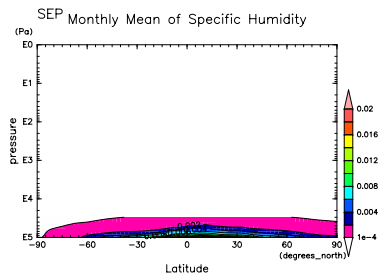


Figure 278: q at Sep. by NCEP

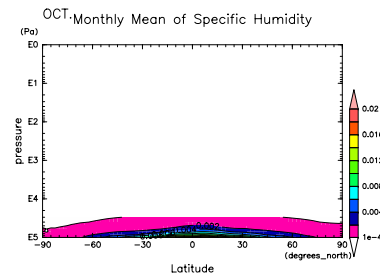


Figure 281: q at Oct. by NCEP

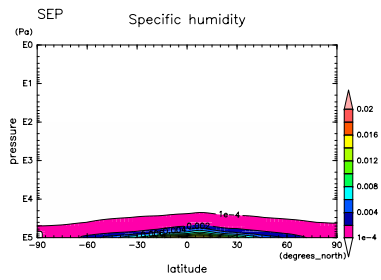


Figure 279: q at Sep. by ECMWF

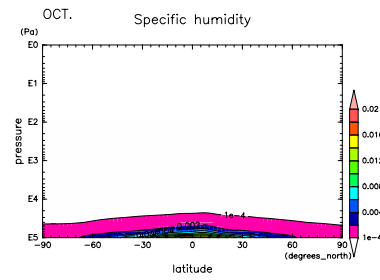


Figure 282: q at Oct. by ECMWF

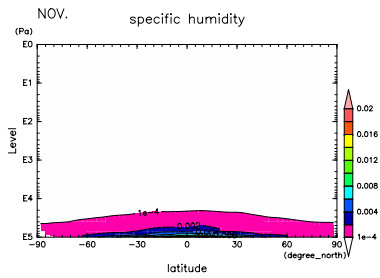


Figure 283: q at Nov. by dcpam

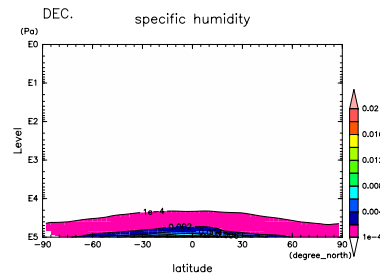


Figure 286: q at Dec. by dcpam

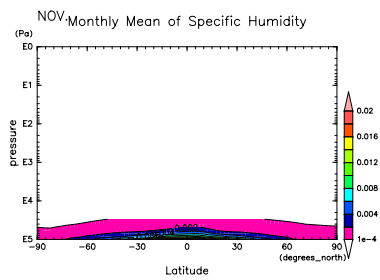


Figure 284: q at Nov. by NCEP

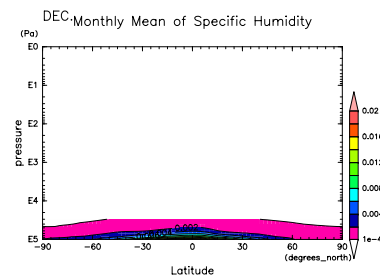


Figure 287: q at Dec. by NCEP

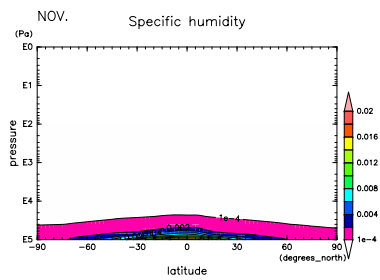


Figure 285: q at Nov. by ECMWF

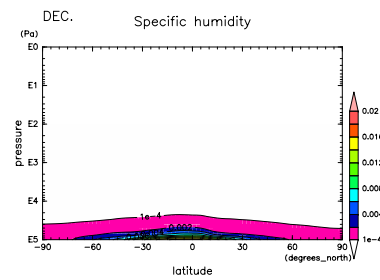


Figure 288: q at Dec. by ECMWF

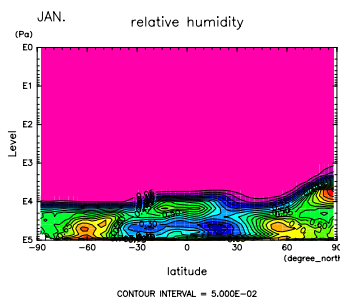


Figure 289: RH at Jan. by dcpam

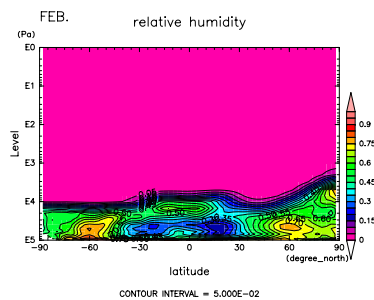


Figure 292: RH at Feb. by dcpam

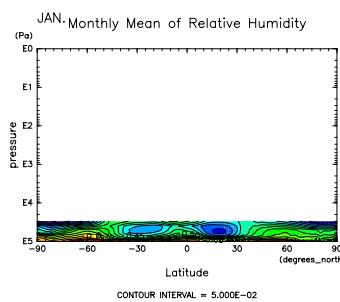


Figure 290: RH at Jan. by NCEP

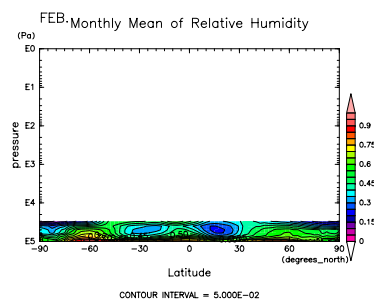


Figure 293: RH at Feb. by NCEP

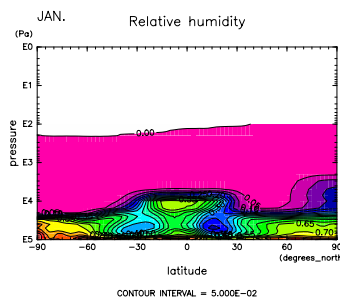


Figure 291: RH at Jan. by ECMWF

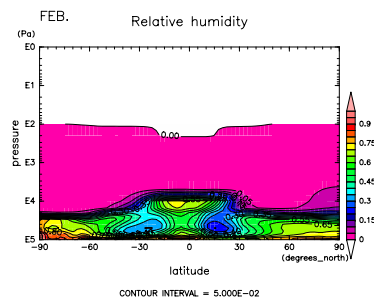


Figure 294: RH at Feb. by ECMWF

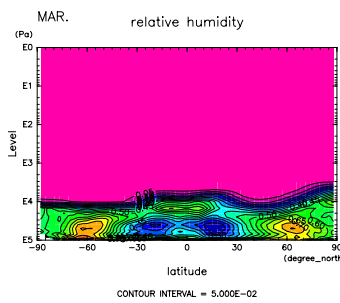


Figure 295: RH at Mar. by dcpam

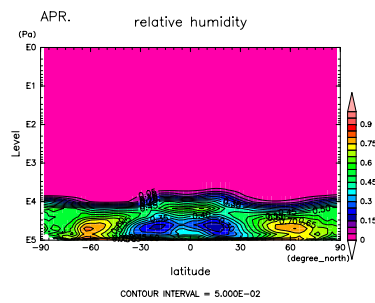


Figure 298: RH at Apr. by dcpam

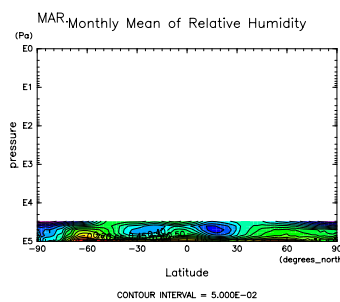


Figure 296: RH at Mar. by NCEP

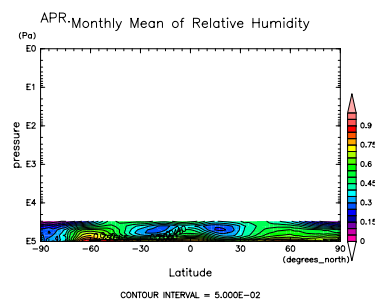


Figure 299: RH at Apr. by NCEP

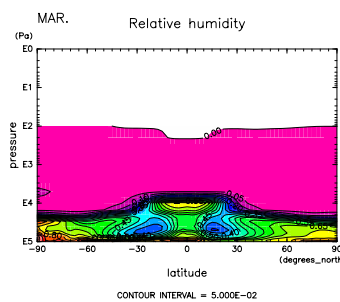


Figure 297: RH at Mar. by ECMWF

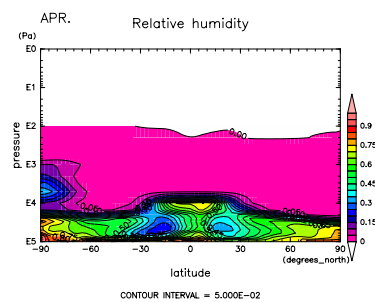


Figure 300: RH at Apr. by ECMWF

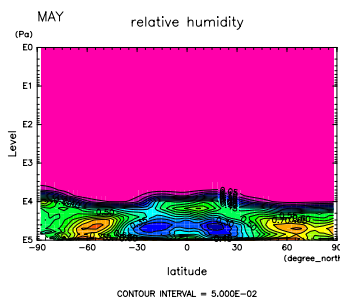


Figure 301: RH at May by dcpam

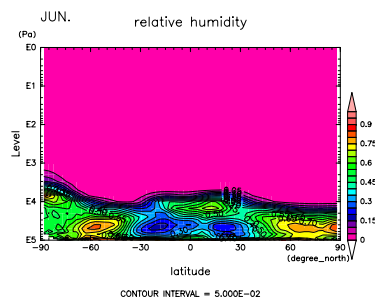


Figure 304: RH at Jun. by dcpam

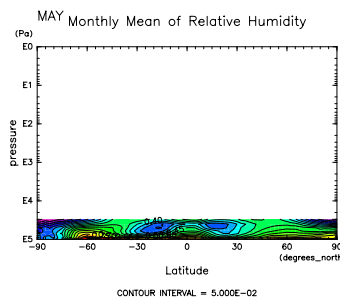


Figure 302: RH at May by NCEP

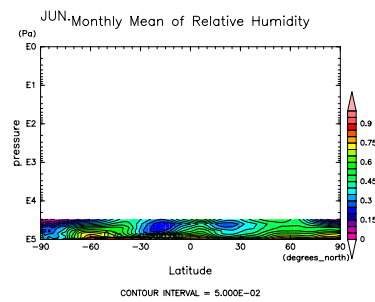


Figure 305: RH at Jun. by NCEP

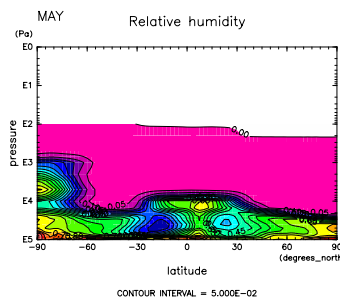


Figure 303: RH at May by ECMWF

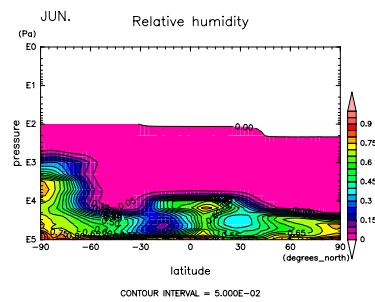


Figure 306: RH at Jun. by ECMWF

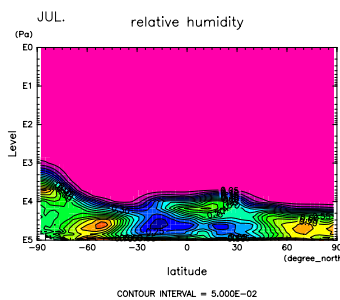


Figure 307: RH at Jul. by dcpam

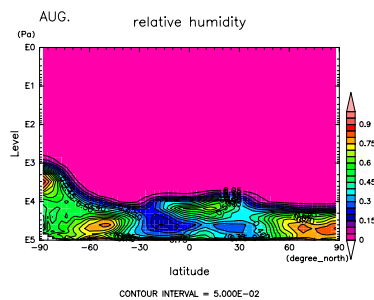


Figure 310: RH at Aug. by dcpam

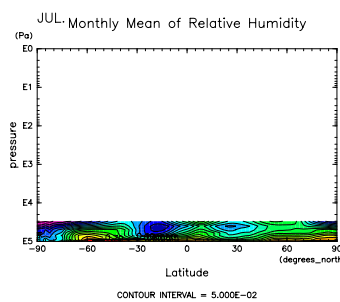


Figure 308: RH at Jul. by NCEP

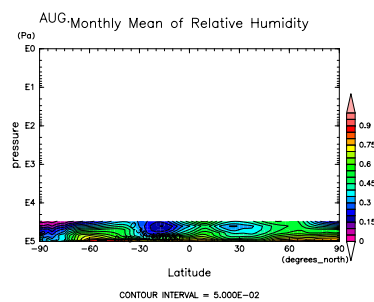


Figure 311: RH at Aug. by NCEP

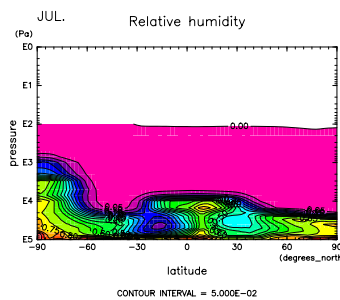


Figure 309: RH at Jul. by ECMWF

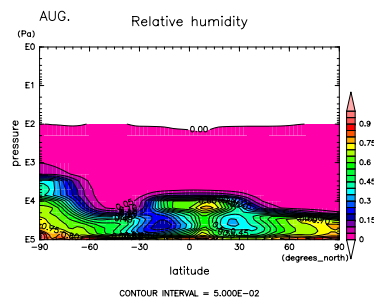


Figure 312: RH at Aug. by ECMWF

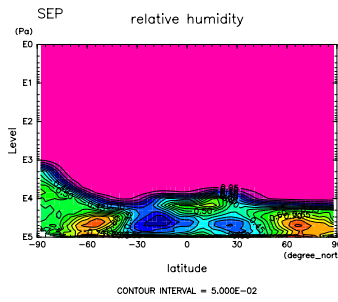


Figure 313: RH at Sep. by dcpam

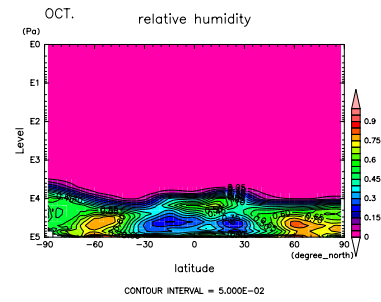


Figure 316: RH at Oct. by dcpam

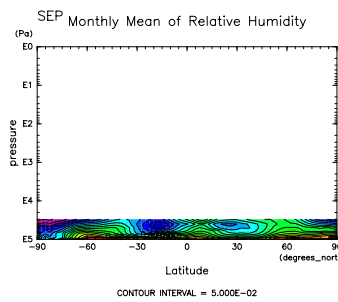


Figure 314: RH at Sep. by NCEP

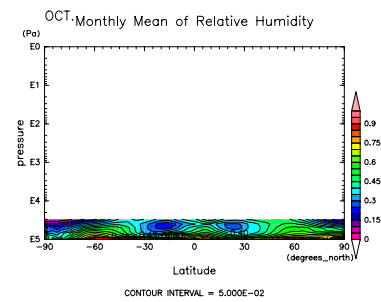


Figure 317: RH at Oct. by NCEP

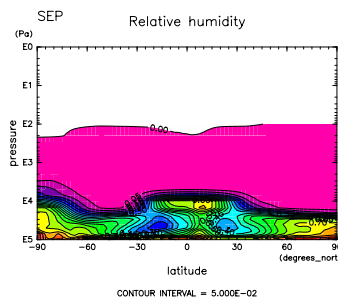


Figure 315: RH at Sep. by ECMWF

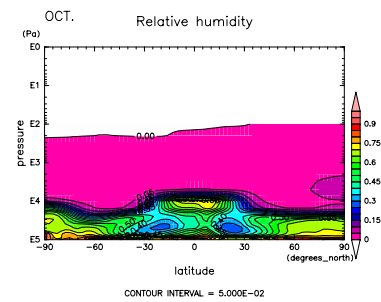


Figure 318: RH at Oct. by ECMWF

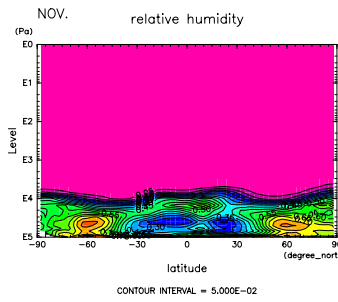


Figure 319: RH at Nov. by depam

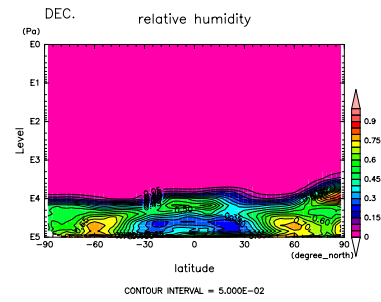


Figure 322: RH at Dec. by depam

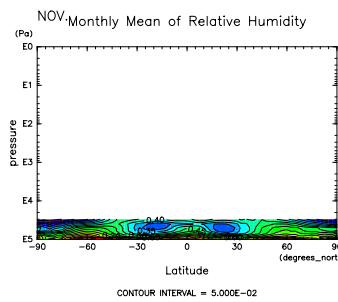


Figure 320: RH at Nov. by NCEP

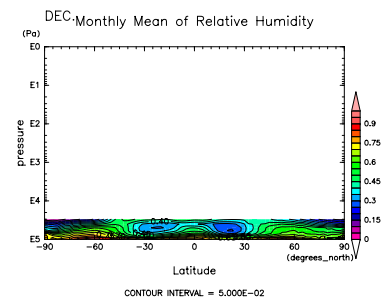


Figure 323: RH at Dec. by NCEP

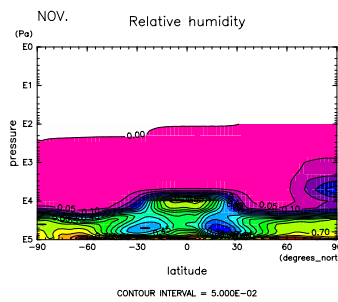


Figure 321: RH at Nov. by ECMWF

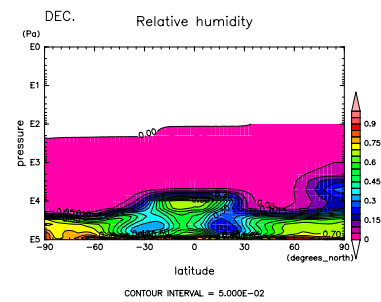


Figure 324: RH at Dec. by ECMWF