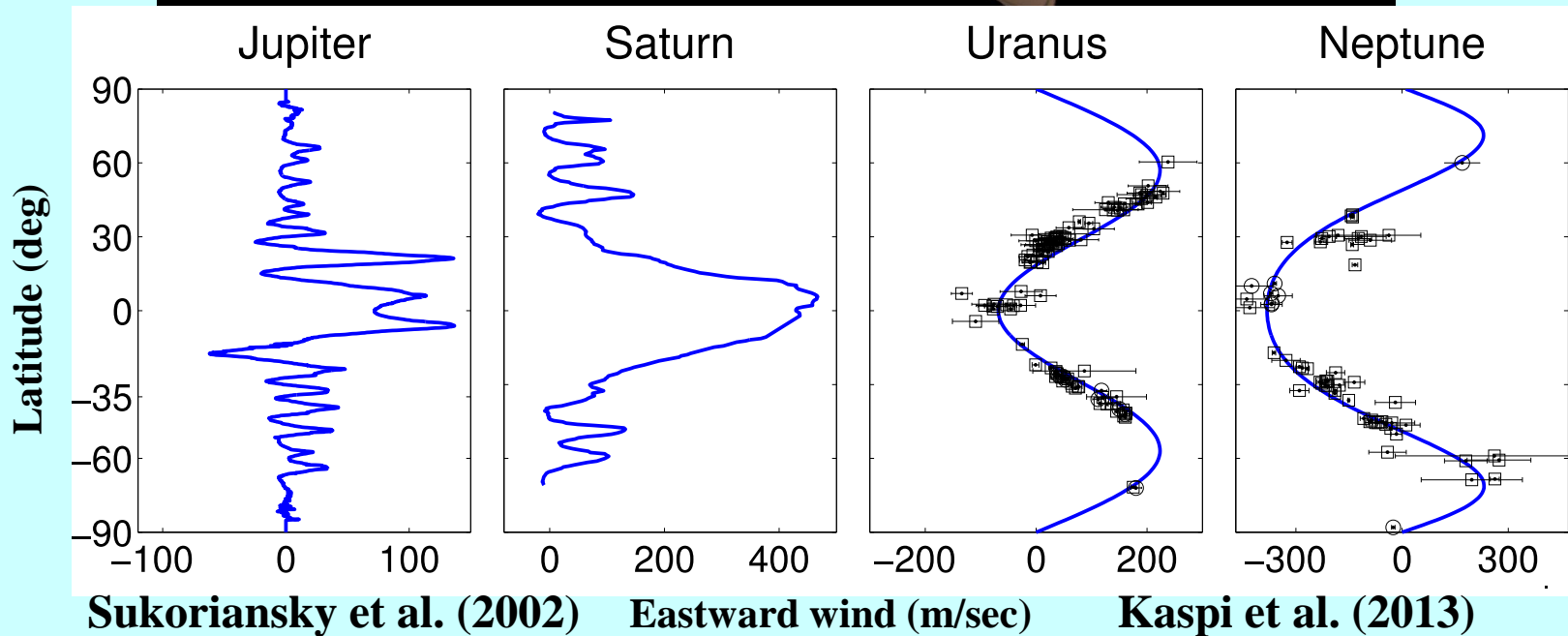




Lecture 4: Giant planets and brown dwarfs



Adam P. Showman
University of Arizona
on sabbatical at Peking University


Zonal winds on the giant planets









Earth (to scale)




Jupiter



Saturn



Uranus

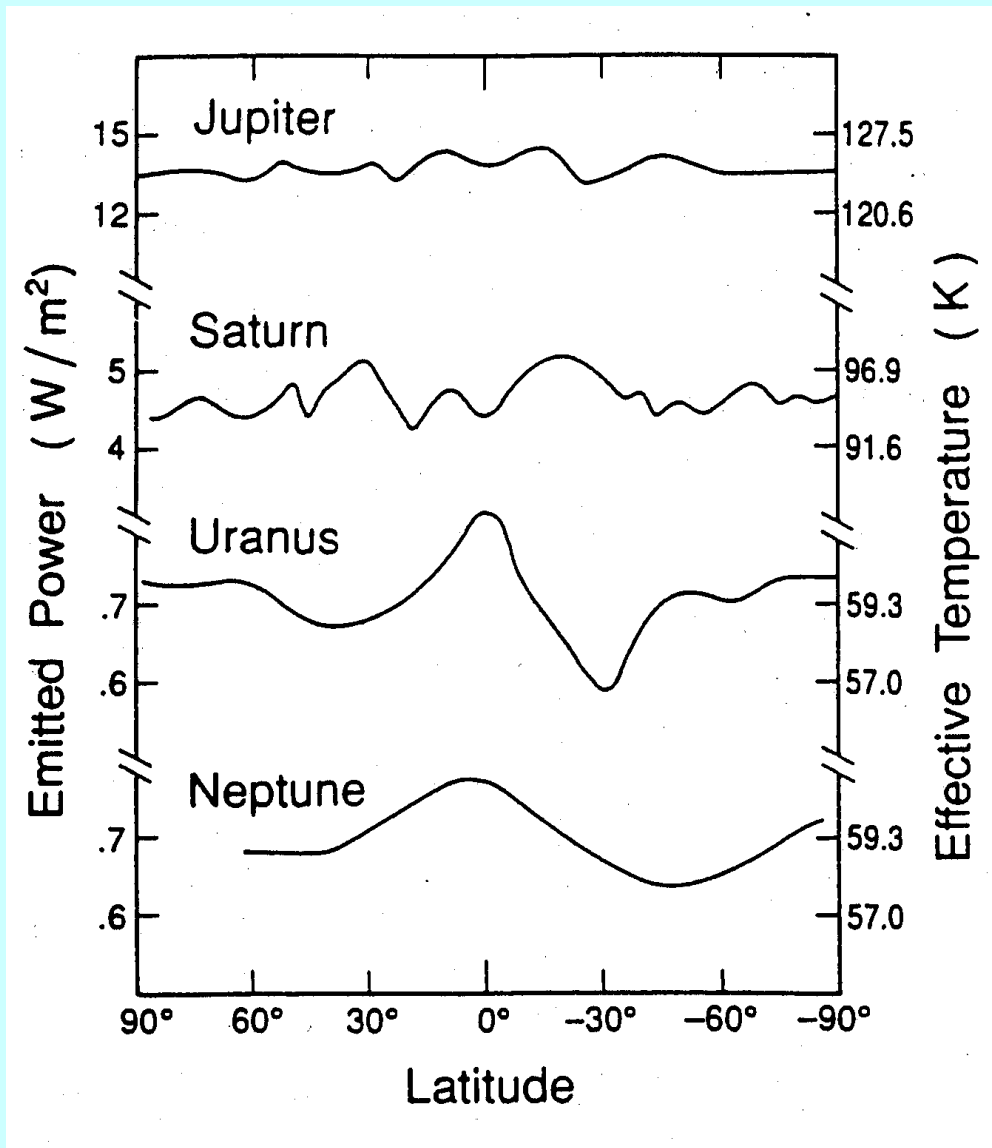


Neptune

| | | | | |
|---|---------------|---------------|---------------|---------------|
| Rotation (hours) | 9.92 | 10.57 | 17.24 | 16.11 |
| Mean radius (km) | 69,911 | 58,232 | 25,362 | 24,622 |
| Max. wind velocity (m/s) | 140 | 480 | 240 | 380 |
| Obliquity | 3° | 27° | 98° | 28° |
| Rossby number, $u/\Omega L$ | 0.02 | 0.04 | 0.1 | 0.1 |

Small Rossby number $u/\Omega L \ll 1$ implies geostrophic balance – a balance between Coriolis accelerations and pressure-gradient forces at large scale

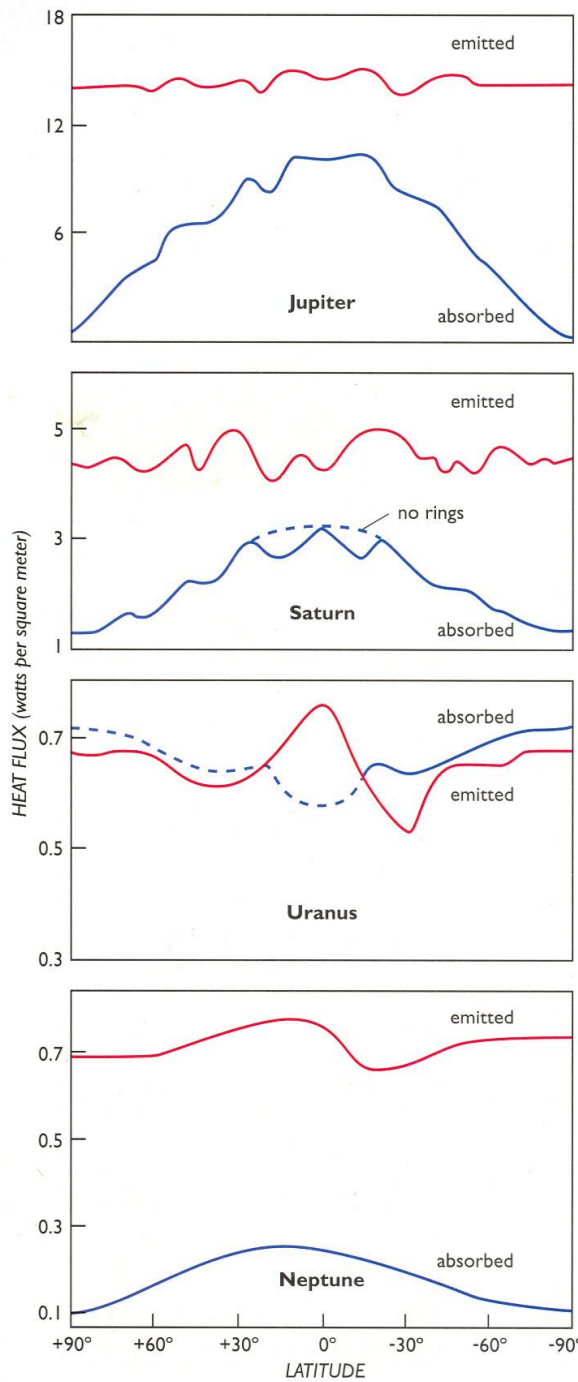
Temperatures are relatively homogeneous:



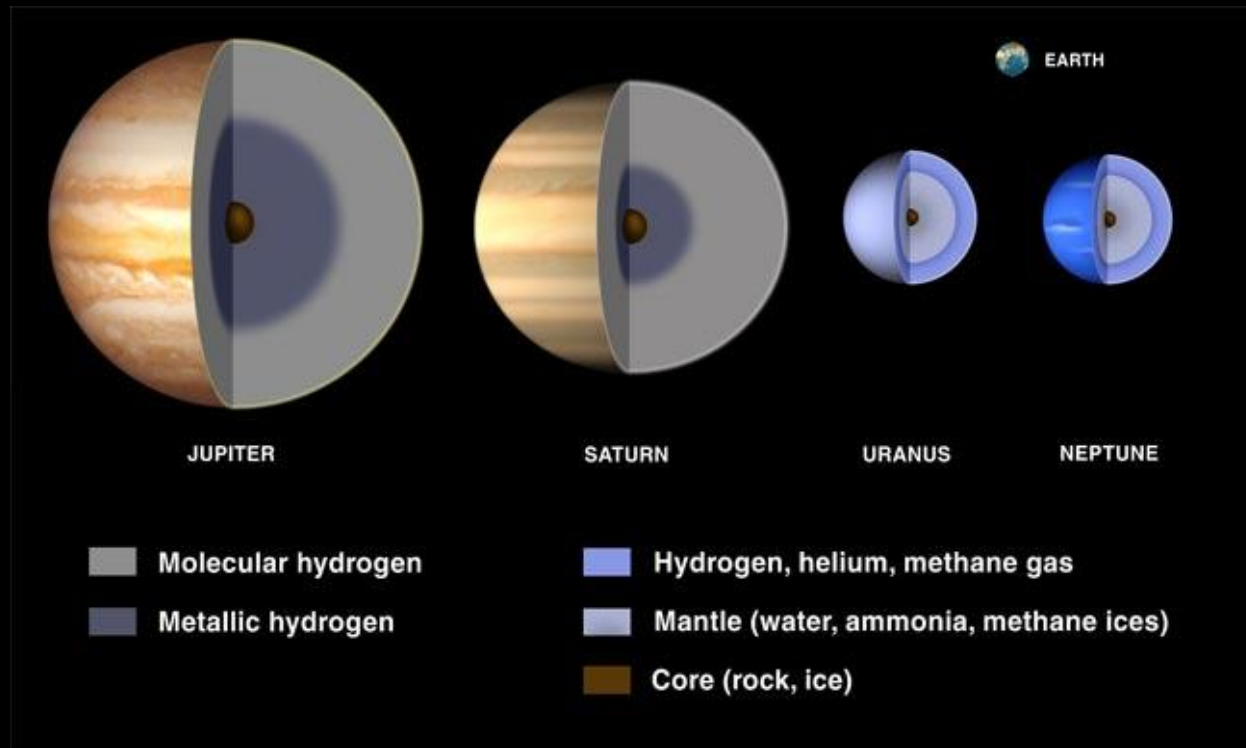
Ingersoll (1990)

Energy budgets

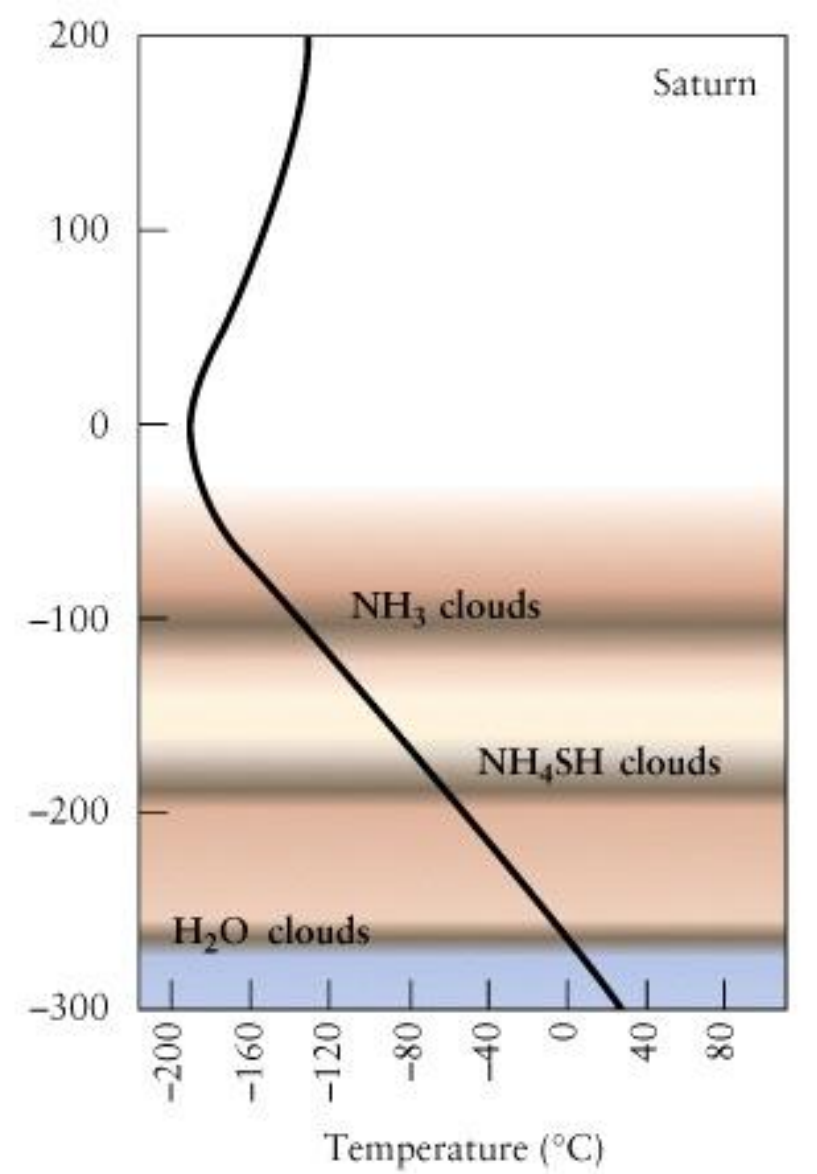
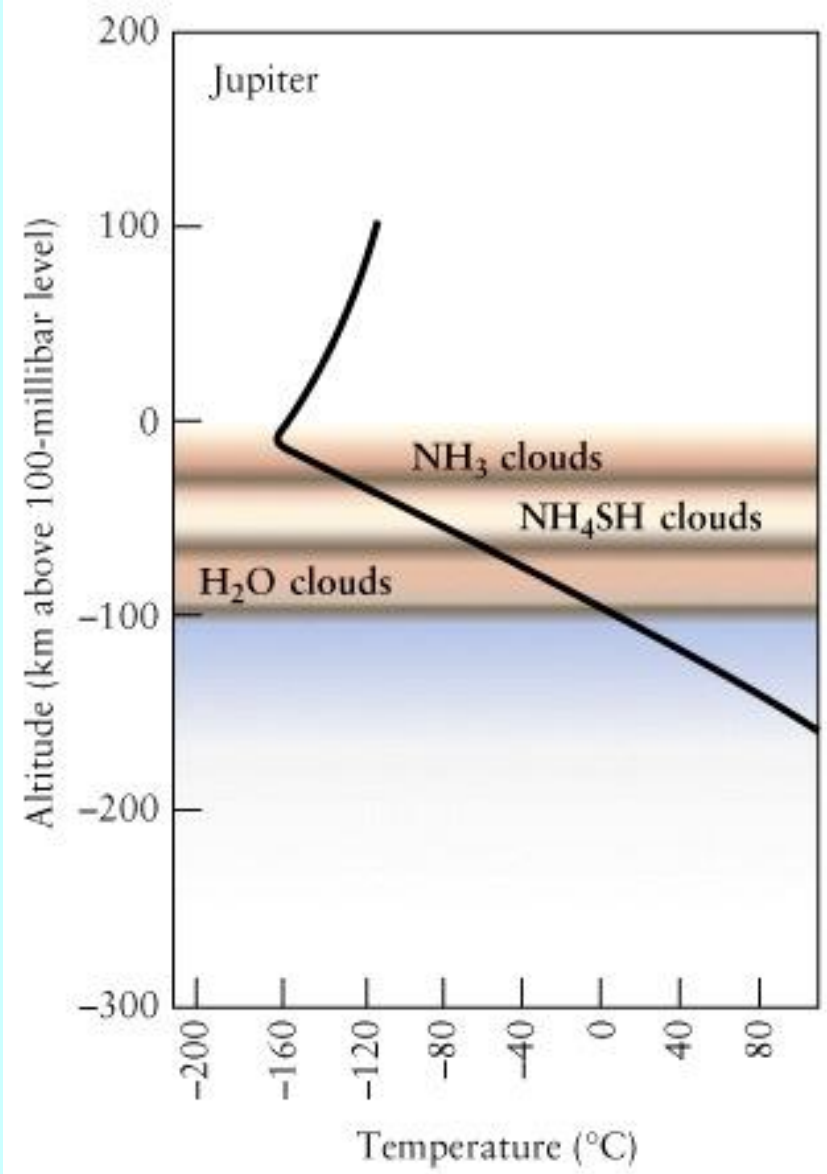
Internal heat fluxes are substantial compared to solar flux on Jupiter, Saturn and Neptune




Internal structure:



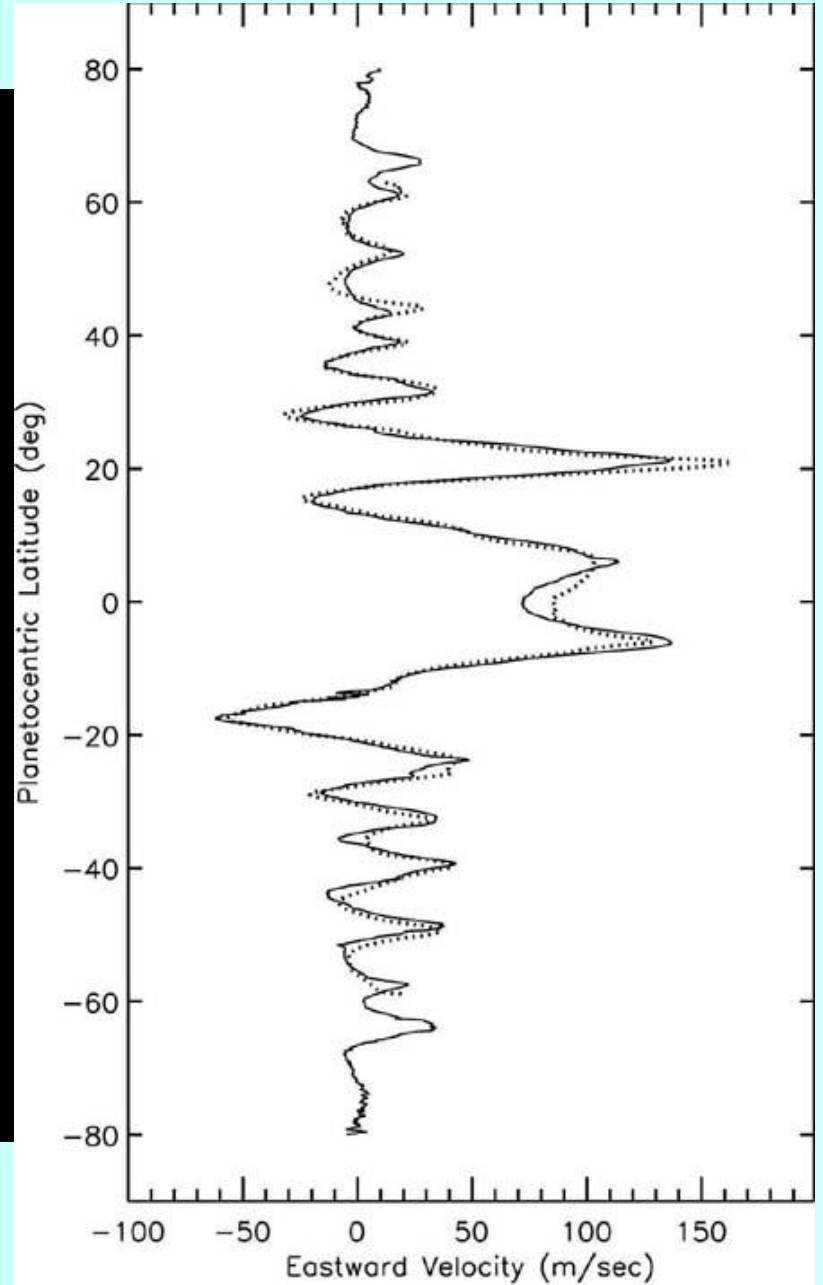
Jupiter and Saturn's temperatures and clouds



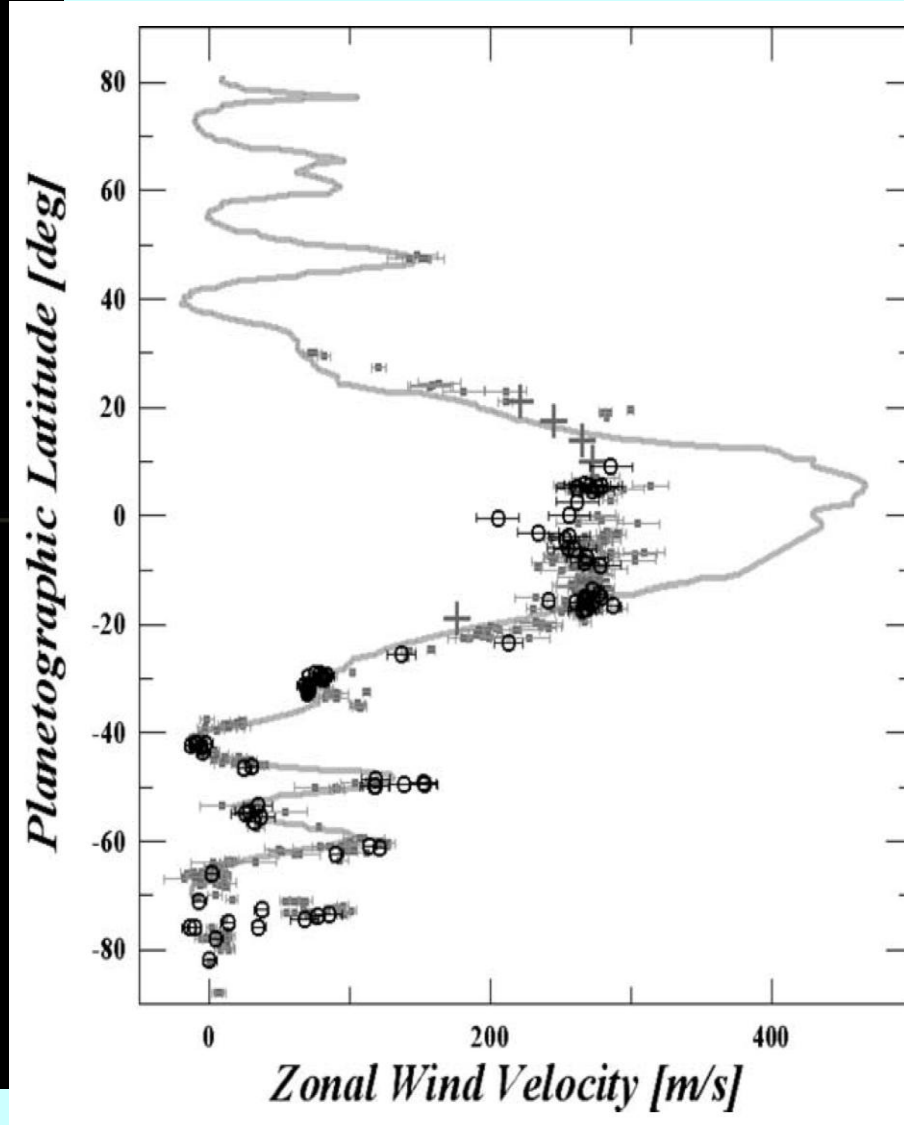

Jupiter's Zonal Winds



Limaye (1986), Porco et al. (2003)

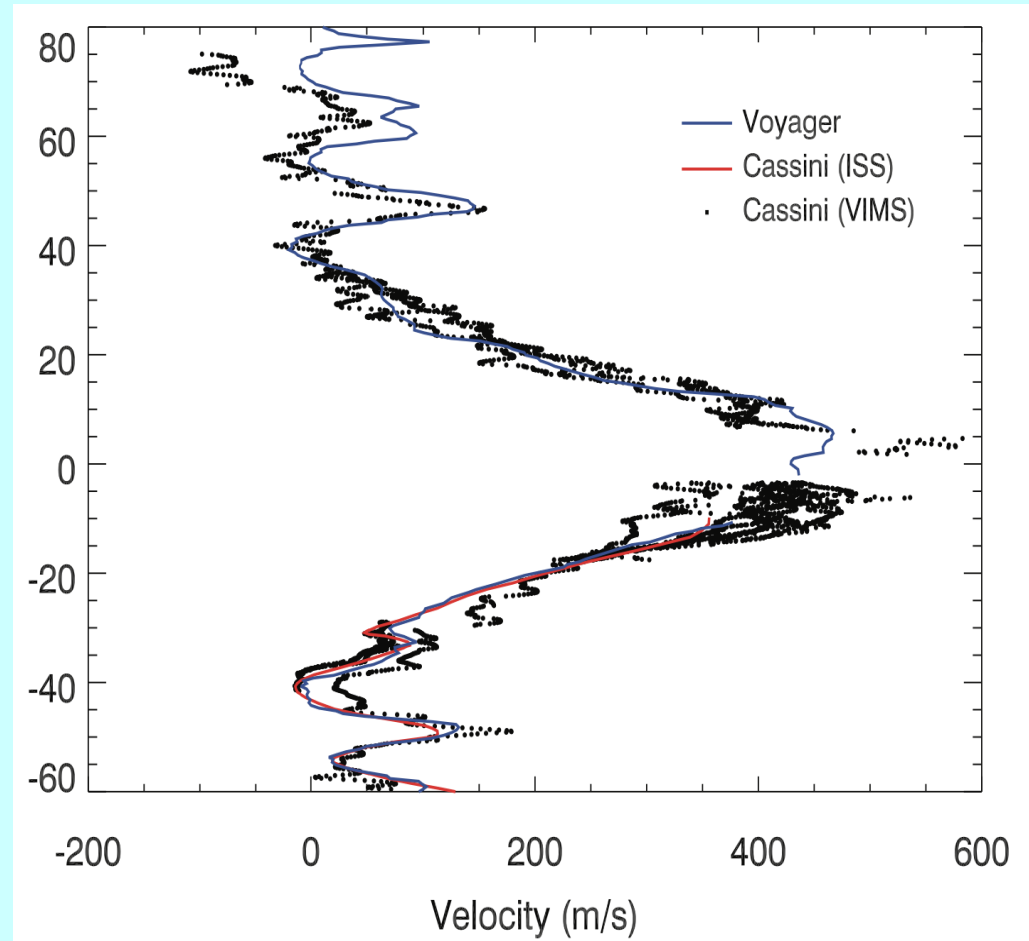
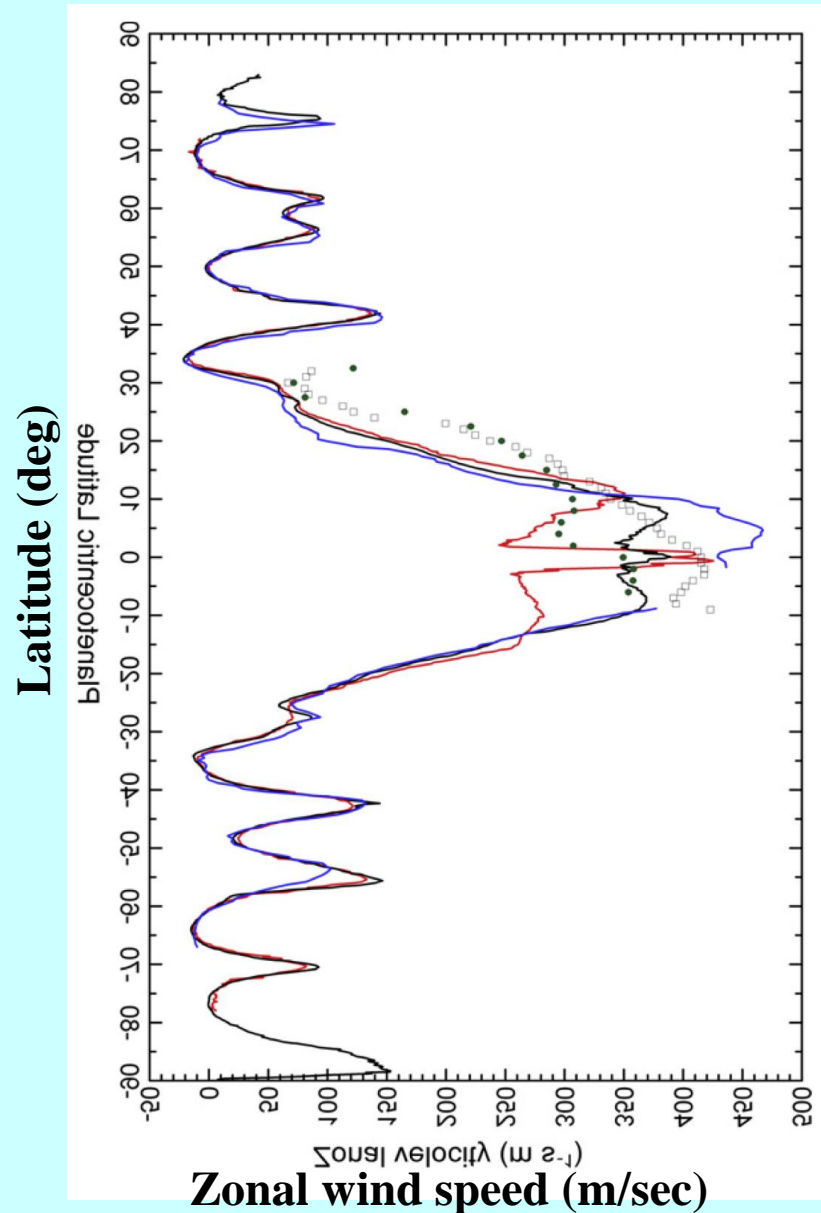


Saturn's zonal winds at the dawn of Cassini



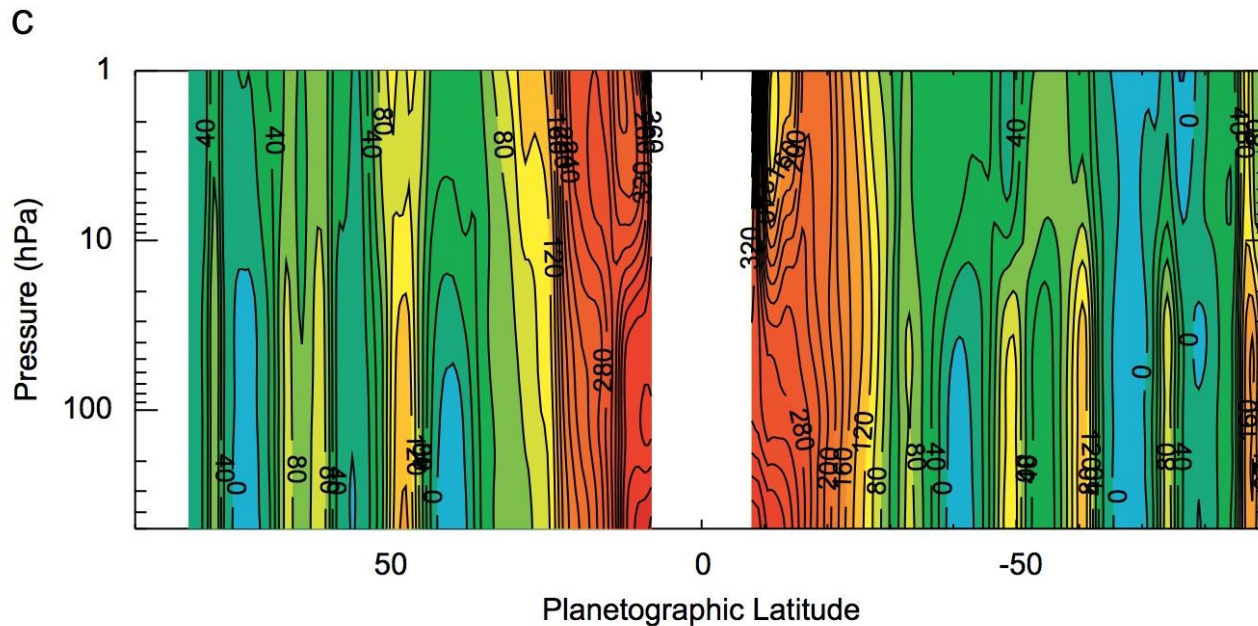
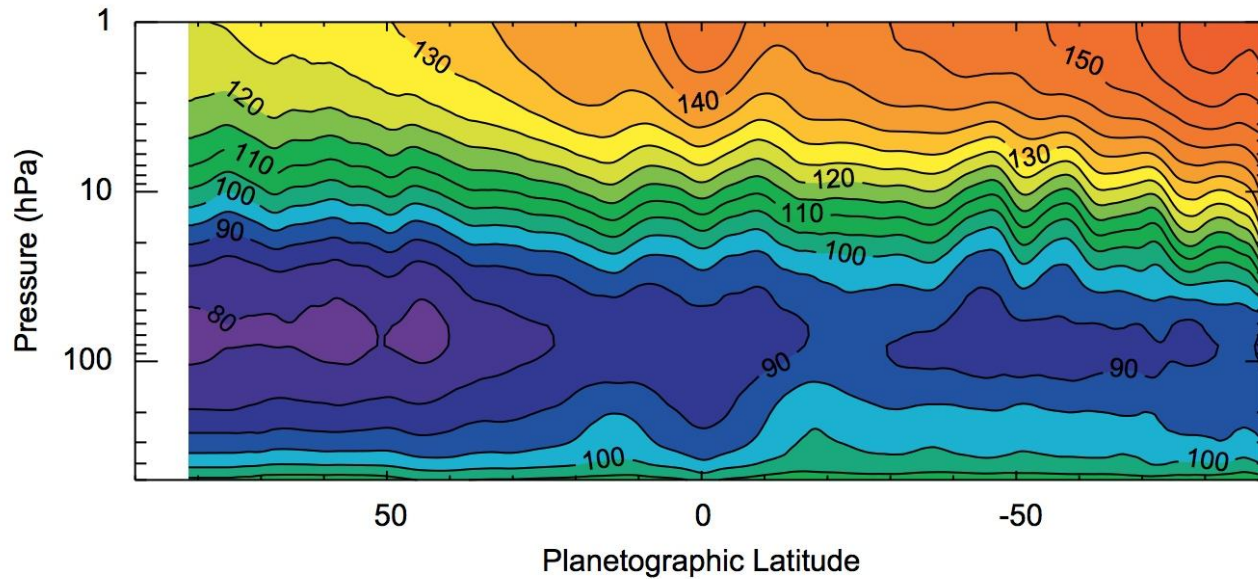
Sanchez-Lavega et al. (2004, 2007); Porco et al. (2005)

Cassini confirmed strong vertical shear at the equator with a slowdown in the upper troposphere (relative to Voyager).



Choi et al. (2009), Garcia-Melendo et al. (2010, 2011)

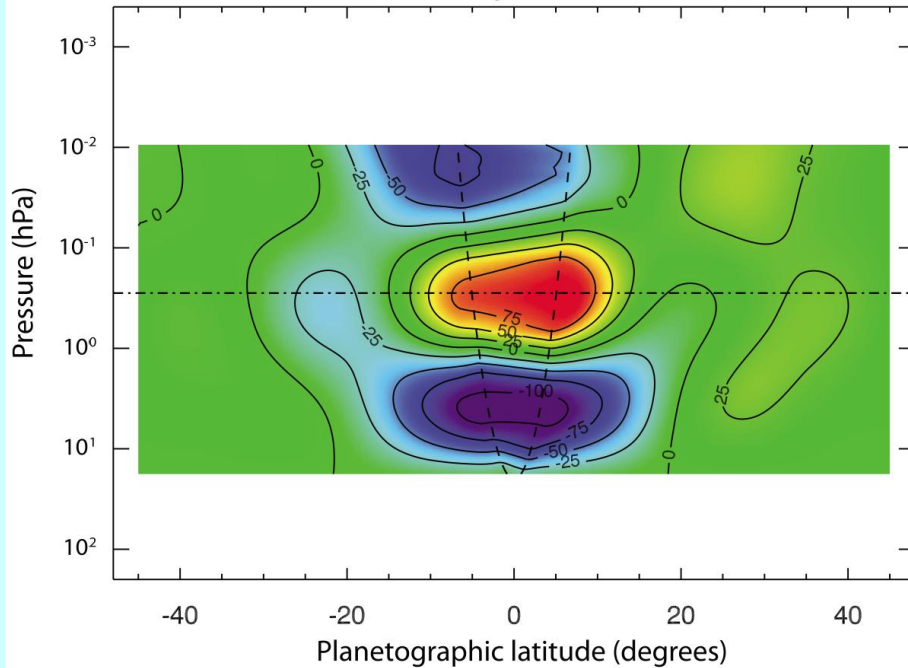
Thermal and jet structure above the clouds



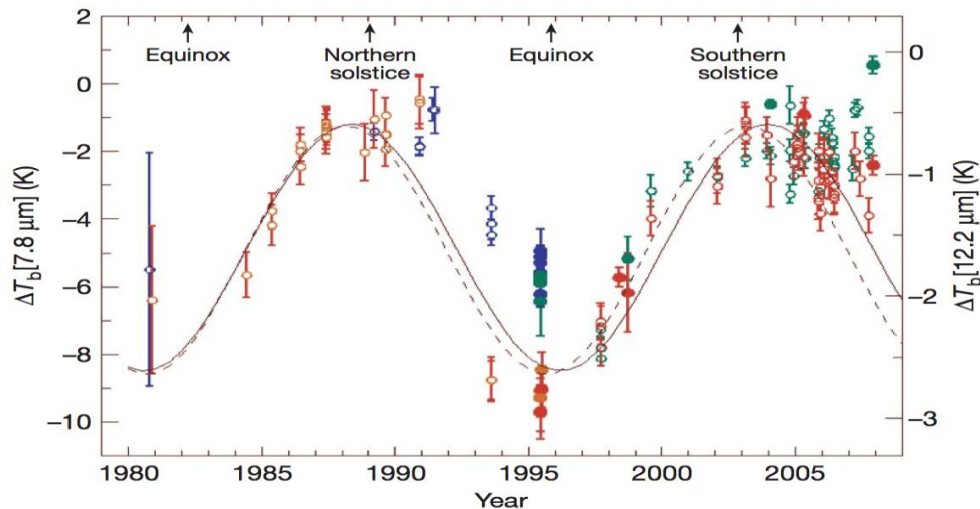
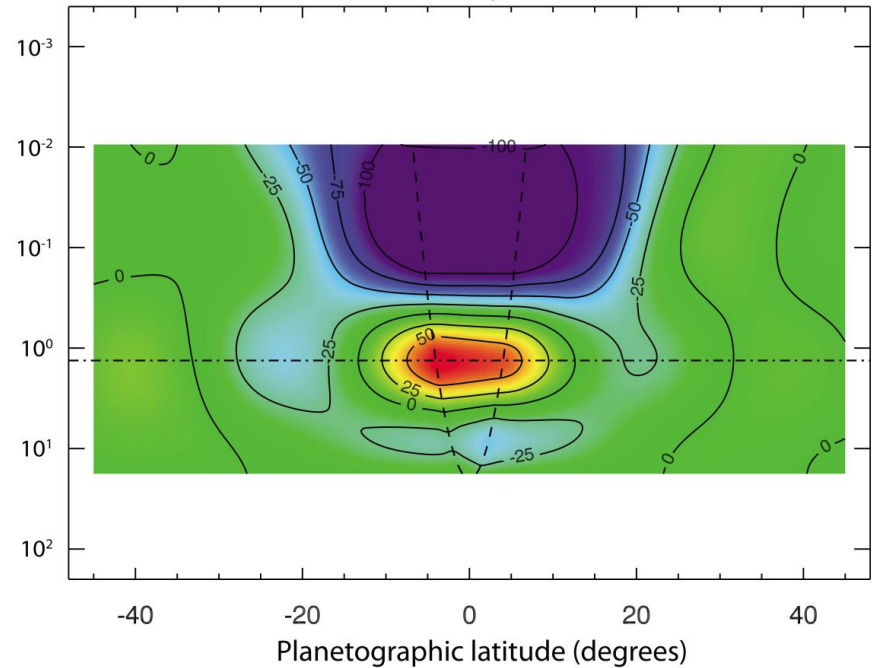
**Read et al. (2009);
Flasar et al. (2005);
Li et al. (2008)**

Stratospheric equatorial jet oscillations

Thermal wind map (m/s) in 2005/2006




Thermal wind map (m/s) in 2010



**Guerlet et al. (2011),
Orton et al. (2008);
Fouchet et al. (2008);
Schinder et al. (2011);
Li et al. (2011)**

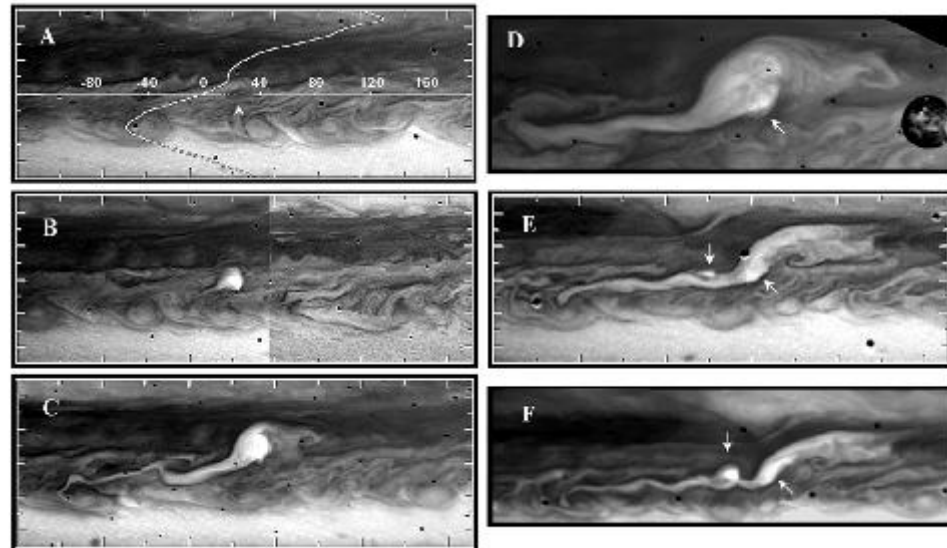
Basic Jet Scenarios

- **Models for jet structure:**
 - *Shallow*: Jets confined to outermost scale heights below the clouds
 - *Deep*: Jets extend through molecular envelope (Taylor-Proudman theorem)
- **Models for jet pumping:**
 - *Shallow*: Turbulence at cloud level (thunderstorms or baroclinic instabilities)
 - *Deep*: Convective plumes penetrating the molecular envelope



These are among the most important unsolved problems in planetary atmospheres.

Note that the issues of structure and forcing are distinct!

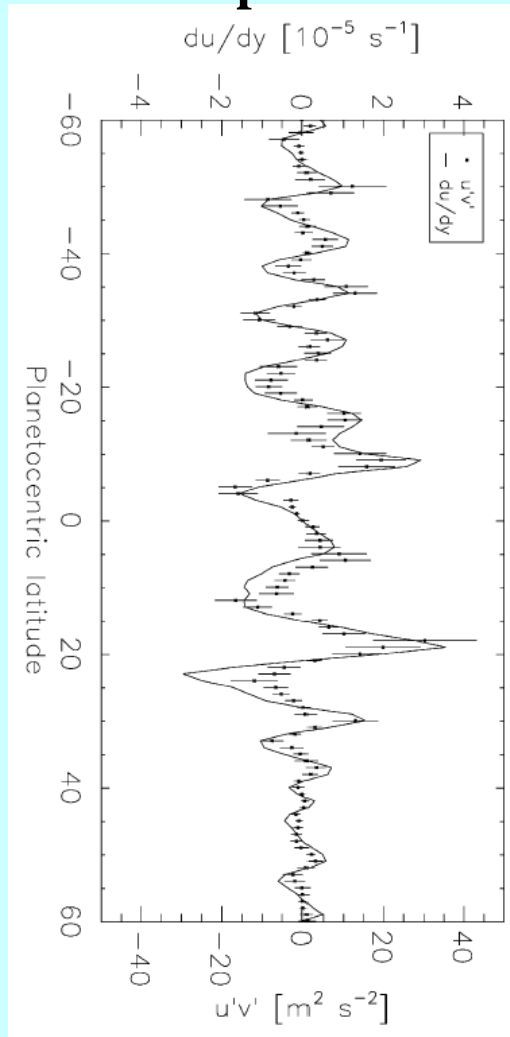


Rotation also causes alignment of convection at large scales

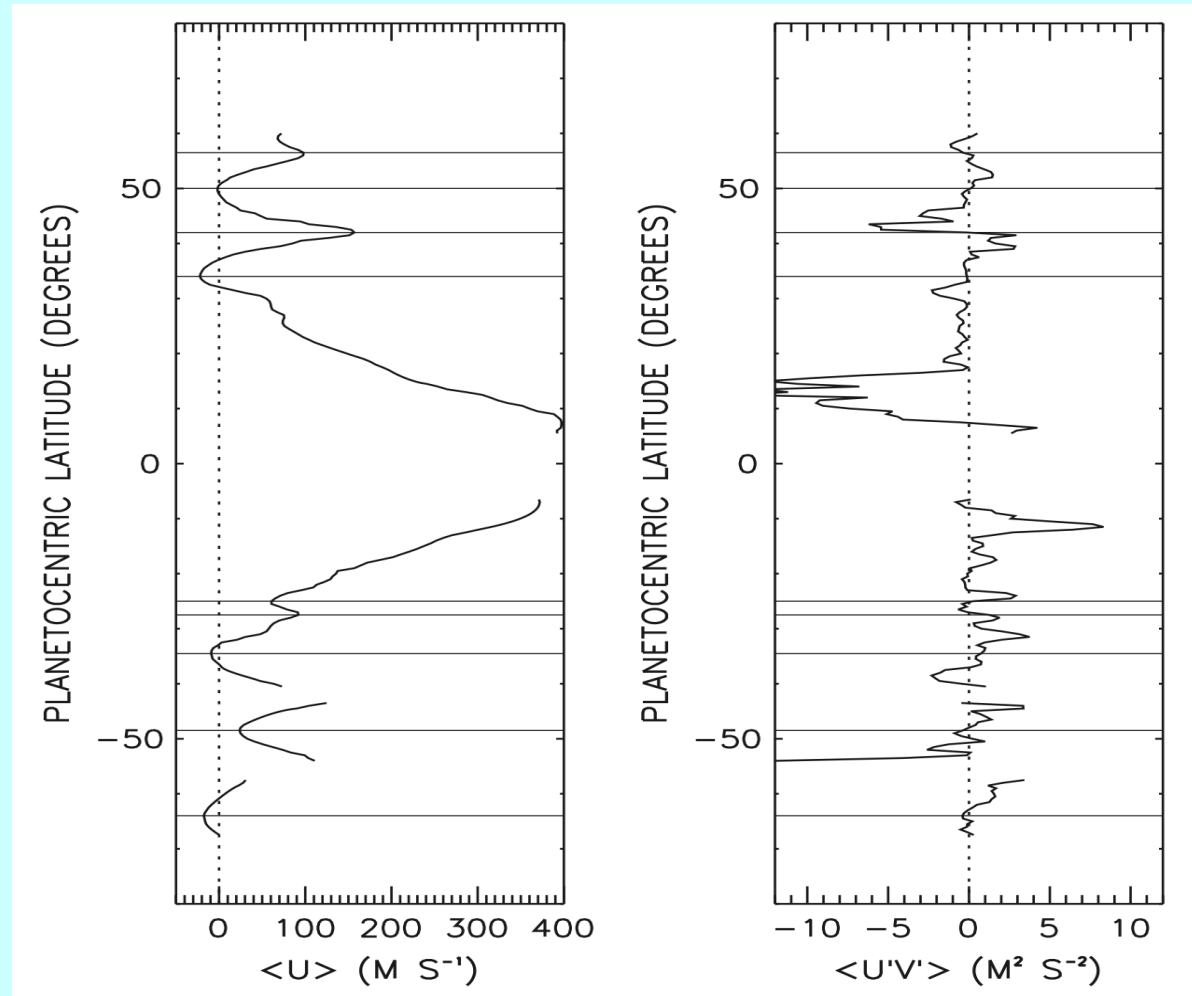


Evidence for eddy-momentum convergences into the jets at cloud level

Jupiter



Saturn



These measurements demonstrate that the jets *are* being driven at cloud level.

Puzzles

- **What causes the banded structure, with ~20 jets on Jupiter and Saturn yet only ~3 on Uranus and Neptune? What is the jet-pumping mechanism?**
- **How deep do the jets extend?**
- **Why do Jupiter and Saturn have superrotating equatorial jets whereas Uranus and Neptune do not?**
- **What causes the vortices? What controls their behavior? How do they interact with the jets?**
- **What is the temperature structure and mean circulation of the stratosphere and upper troposphere?**

Gravitational sounding of giant planet interiors: answering the question of how deep the jets extend



Gravitational signature of internal dynamics

On the giant planets, the dynamics may involve a considerable fraction of the mass, and therefore density fluctuations due to dynamics may be detectable in the gravity field.

Gravitational potential represented as

$$V(\vec{r}) = -\frac{GM}{r} \left[1 - \sum_{n=2}^{\infty} \frac{a^n}{r^n} J_n P_n(\cos\theta) \right]$$

where J_n are the gravitational harmonics, defined as

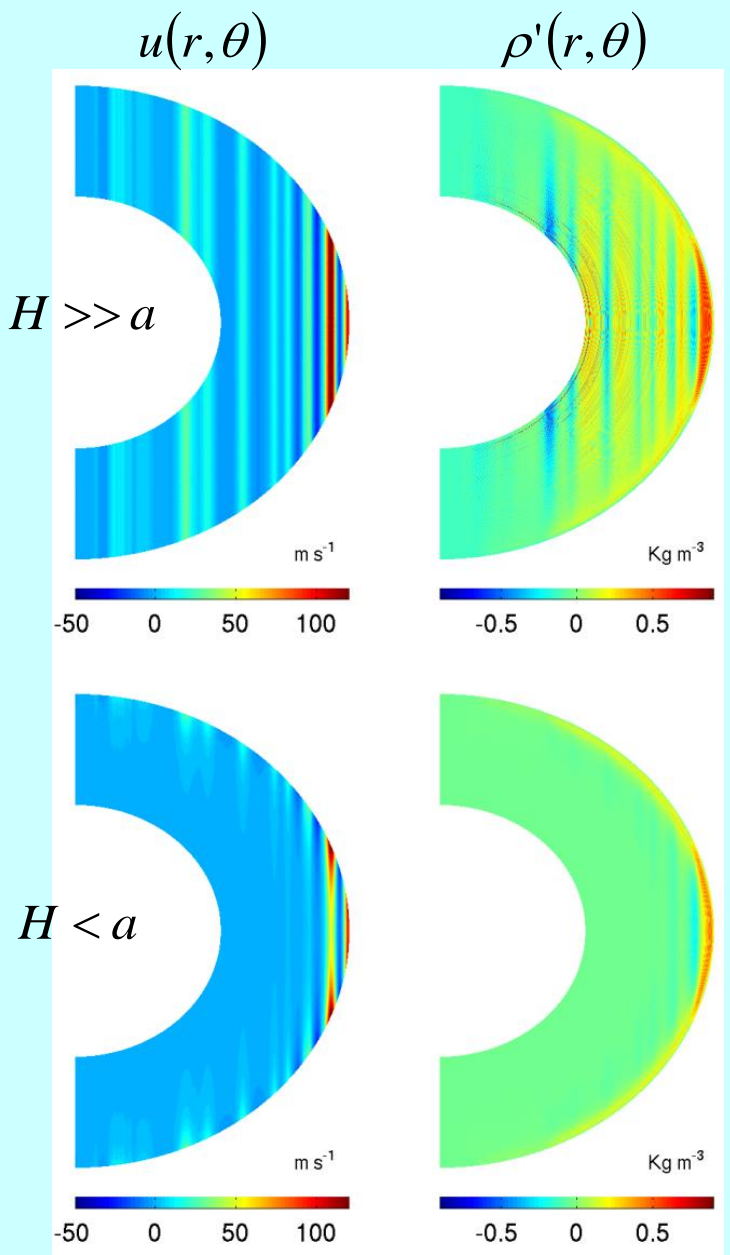
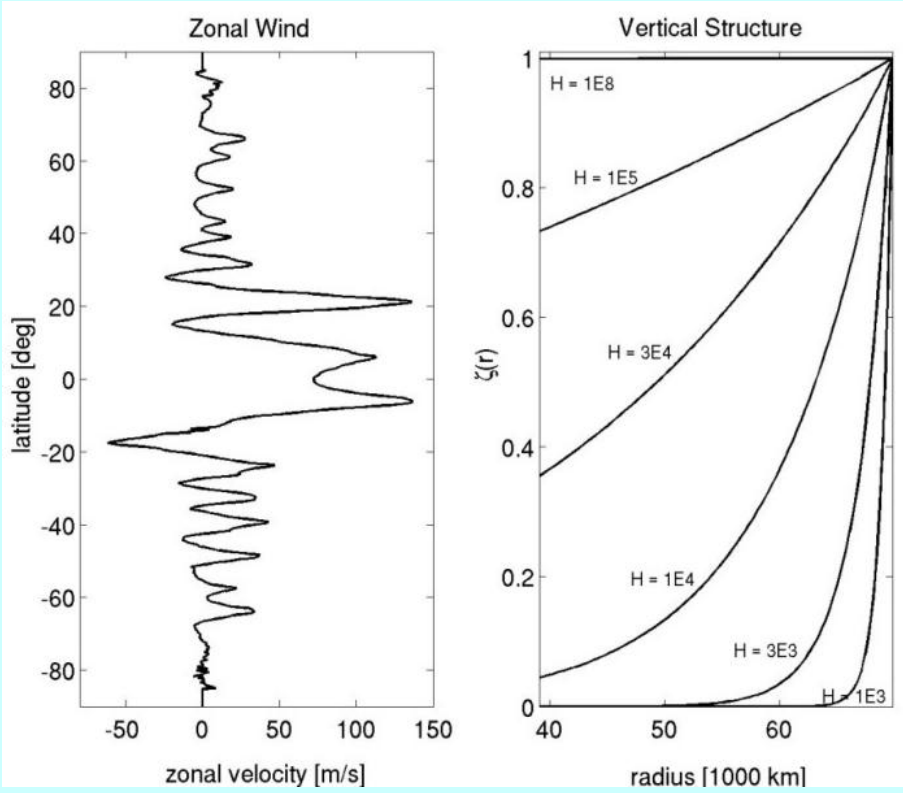
$$J_n = -\frac{1}{Ma^n} \int r^n P_n(\cos\theta) \rho(r, \theta, \phi) d^3r$$

ρ is density, P_n are Legendre polynomials, a is planetary radius, r is radial distance, ϕ is longitude, μ is cosine of angle from rotation axis, and M is total mass.

(See Hubbard 1984 for a review.)

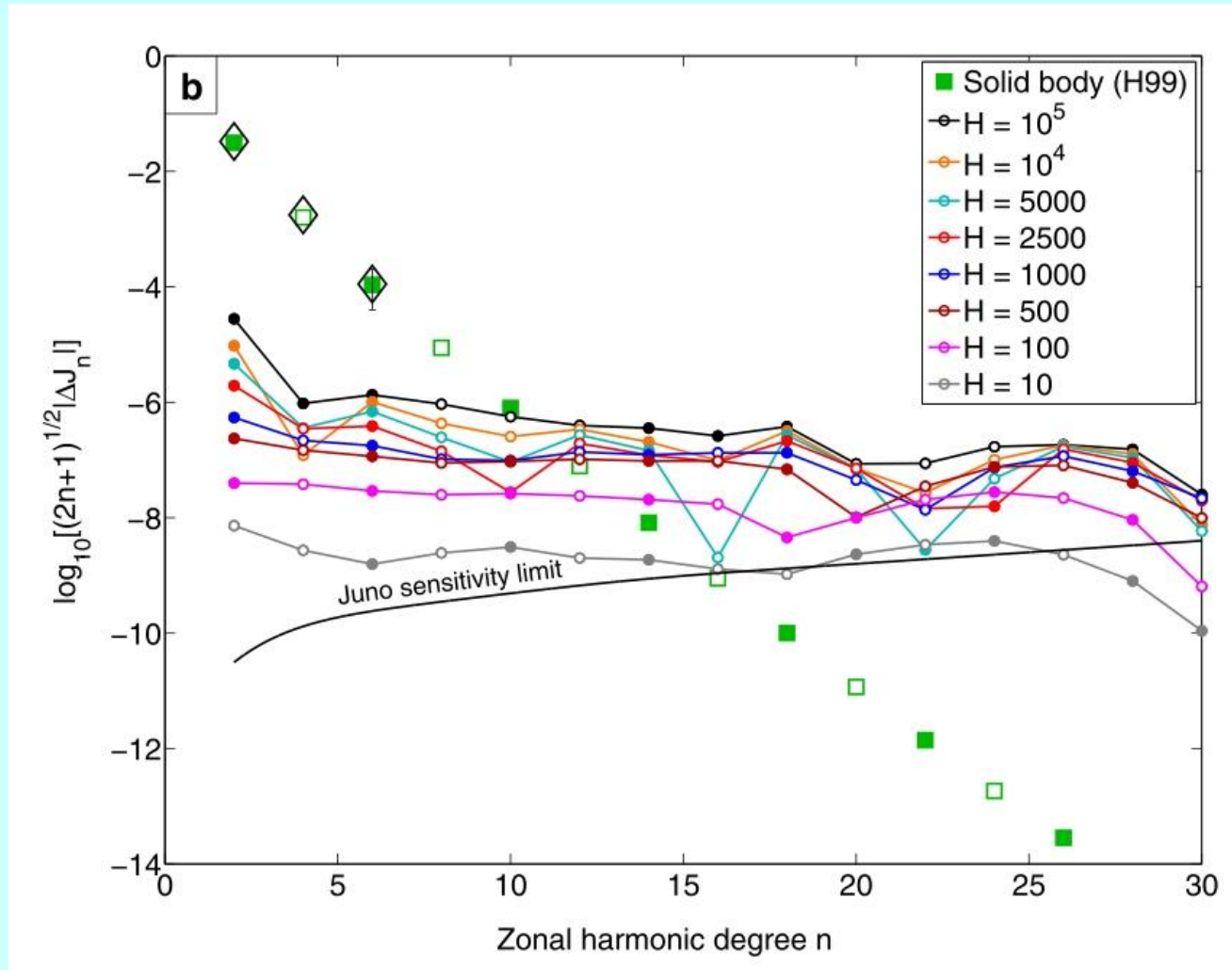
- Use the observed winds and assume an idealized interior vertical structure with a decay length H .

$$u = u_{cyl} e^{-\left(\frac{a-r}{H}\right)}$$



- Calculate corresponding density structure from thermal wind equation.

Predicted Jupiter gravity spectrum for various depths of zonal flow

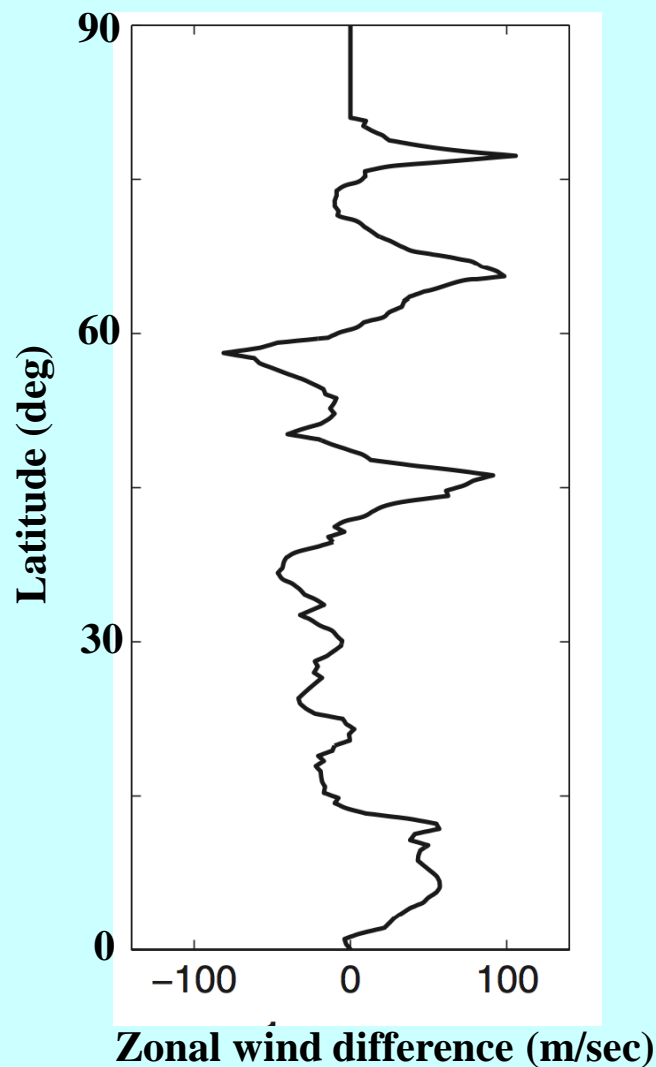


Kaspi, Hubbard, Showman, & Flierl (2010)

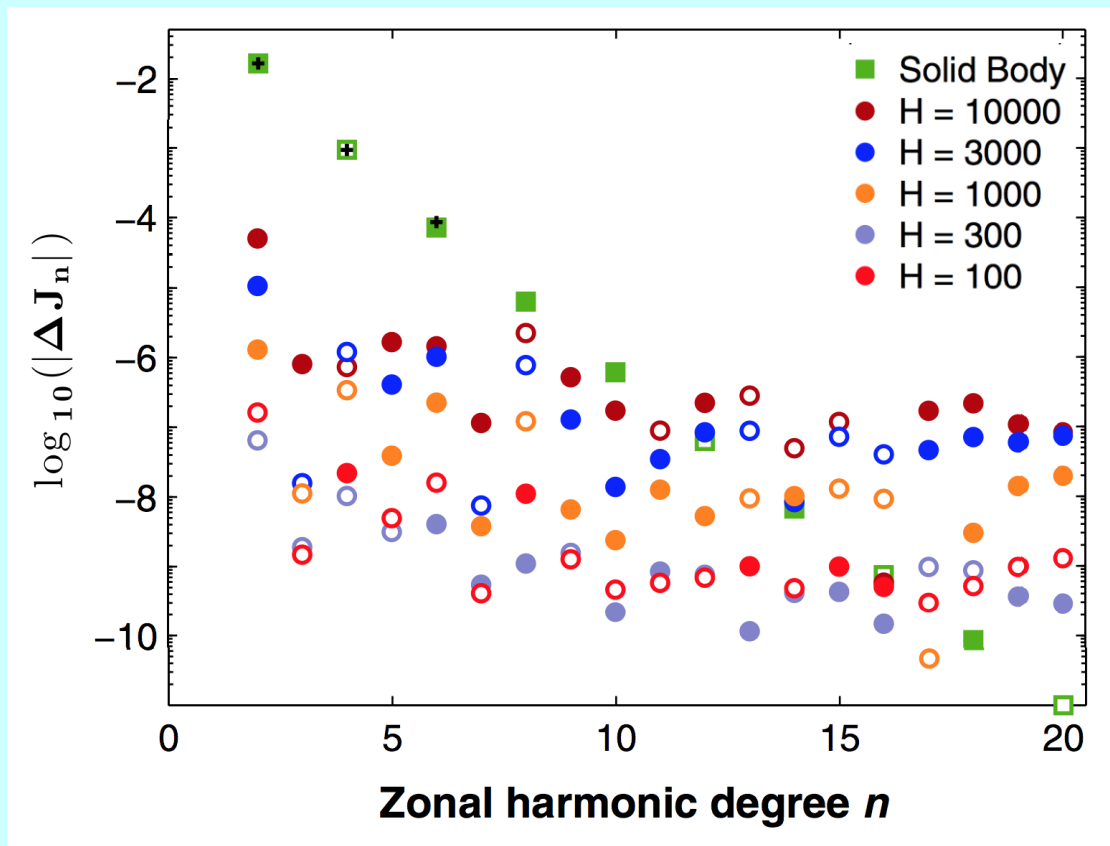
Key point: gravitational signature of jets will be detectable by Juno if jets extend at least ~500 km into the interior. Juno will measure to J_{12} or J_{14} . Jets dominate over solid-body rotation beyond J_{10} if they extend deeply enough.

Odd gravity harmonics are a very sensitive probe of deep dynamics

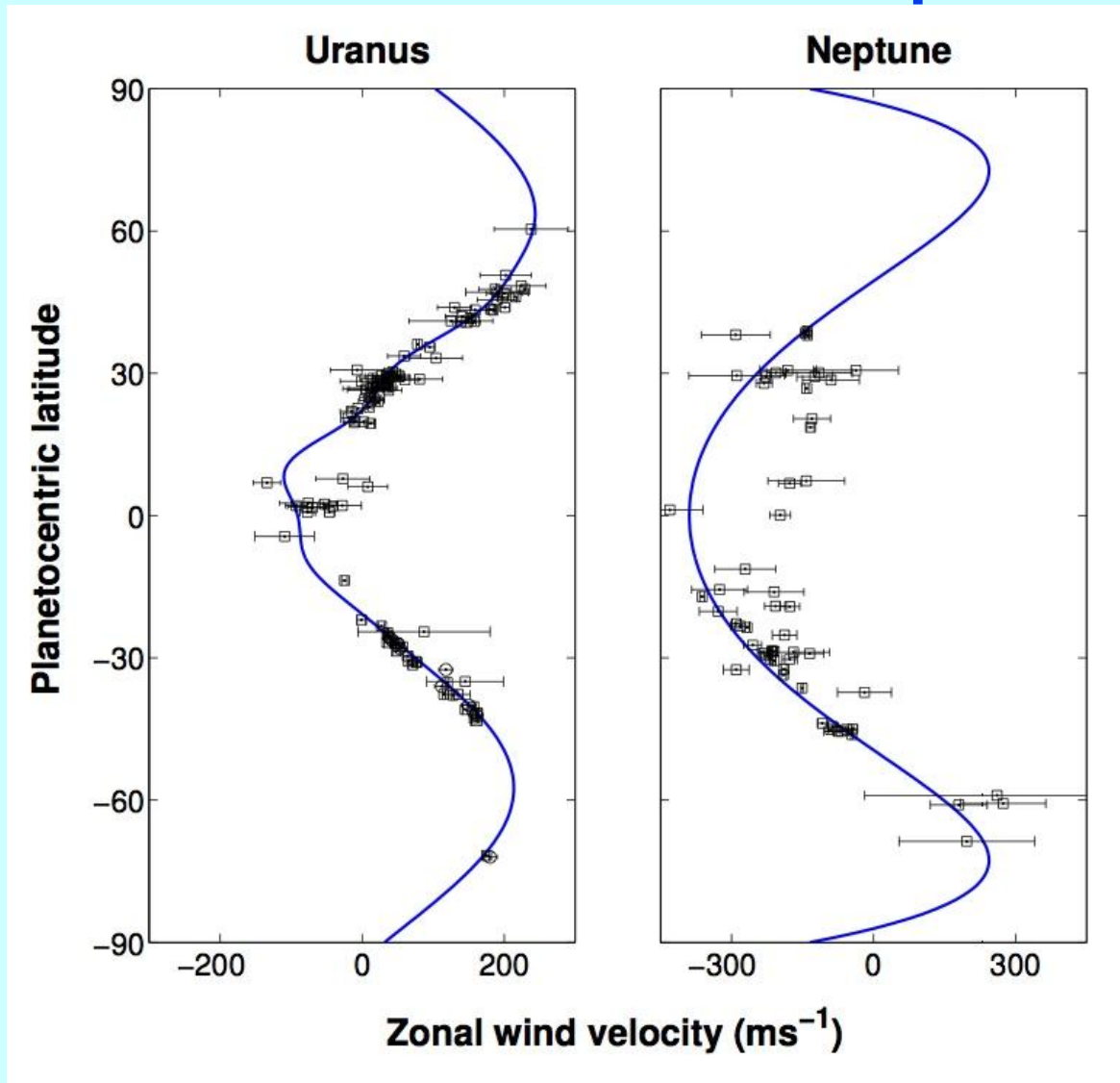
Hemispheric (N minus S)
difference in Saturn zonal winds



Gravity spectrum under various assumptions
for how deep the jets penetrate



What about Uranus and Neptune?



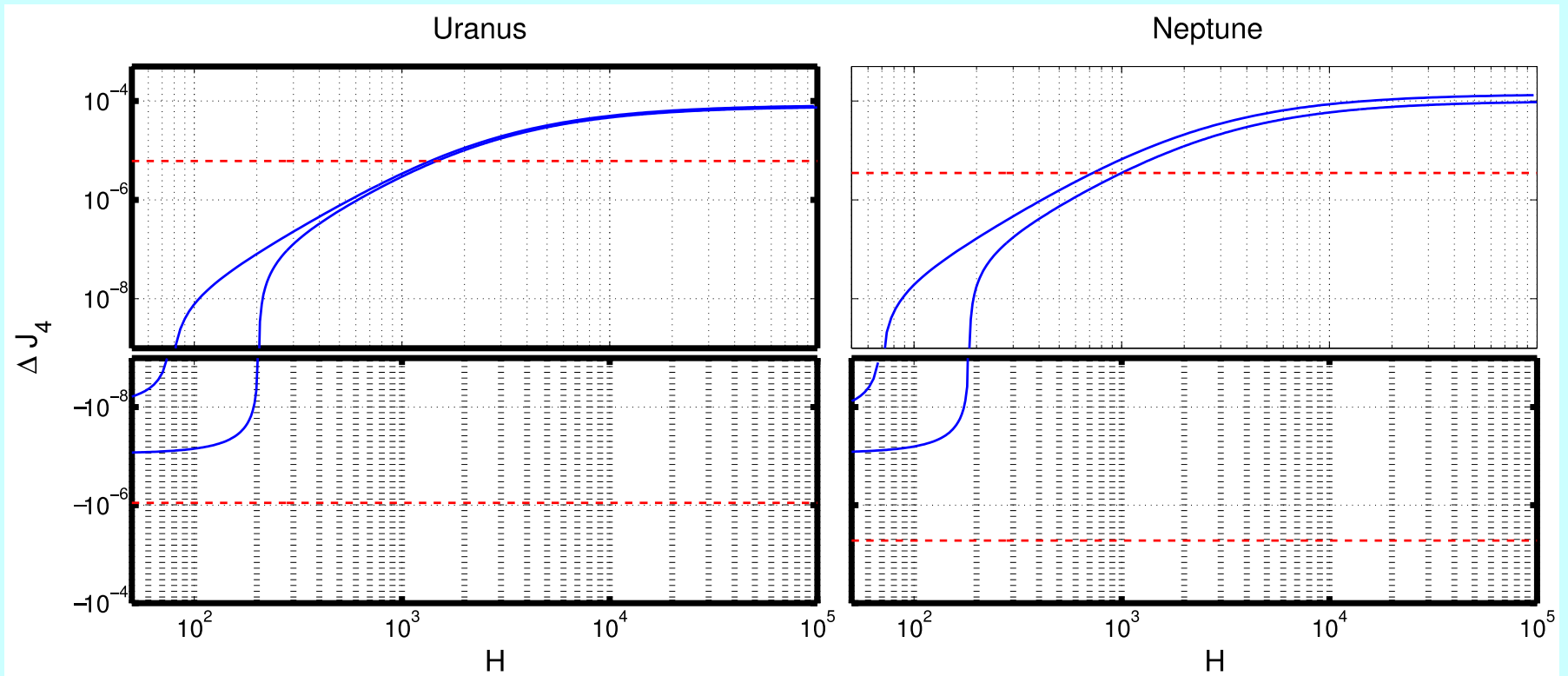
Kaspi et al. (2013)

Observed jets are broad, and winds are fast. Thus, winds cause a large perturbation to low gravity harmonics like J_4 . This suggests that *we can constrain depth of jets on Uranus and Neptune now with current data—namely, J_2 and J_4 —unlike the case of Jupiter where we need a close flying orbiter like Juno.*

Procedure to infer depth of jets from J_4

- Calculate the full suite of static, wind-free interior models that match all data—mass, radius, J_2 , and atmospheric density—but without using J_4 as a constraint.
- Determine the J_4 values that these wind-free interior models imply.
- If the J_4 calculated for these wind-free models is consistent with observations, then winds are not needed to explain the data (i.e., winds are not strong enough to influence the gravity, implying jets are shallow).
- But if the J_4 calculated for these wind-free models differs significantly from the observed J_4 , then the discrepancy must be explained by dynamics (which would require that the jets extend deep into the interior).

Atmospheric confinement of jets on Uranus and Neptune!





If winds extend too deeply, the meteorological perturbation to J_4 would exceed the maximum possible difference between the observed J_4 and the allowable J_4 from static, wind-free models. This implies that:

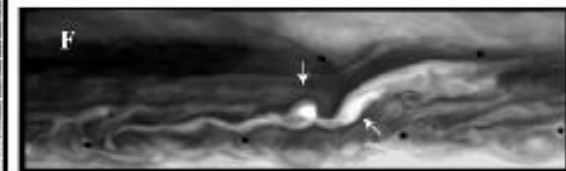
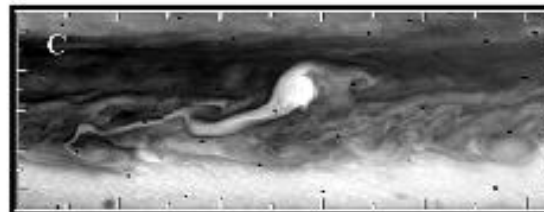
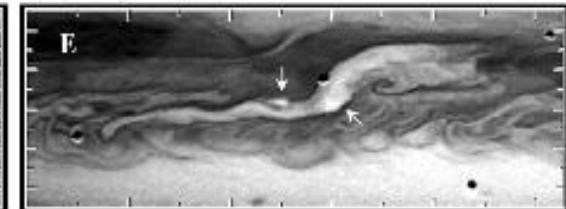
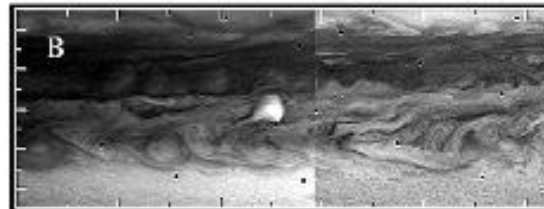
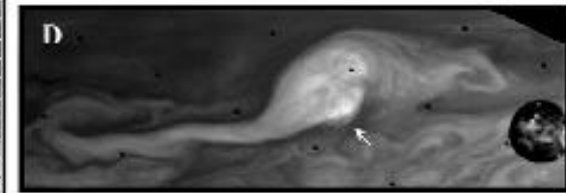
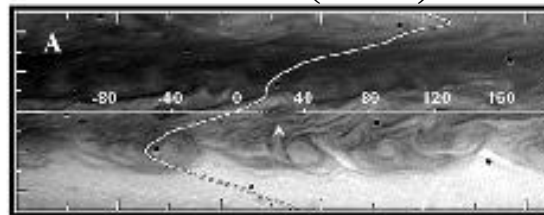

- On Neptune, winds confined to outermost ~1000 km (~3000 bars, 0.2% of planetary mass)
- On Uranus, winds confined to outermost ~1500 km (~4000 bars, 0.35% of planetary mass)

Kaspi, Showman, et al. (2013)

Storms and lightning




Vasavada & Showman (2005)



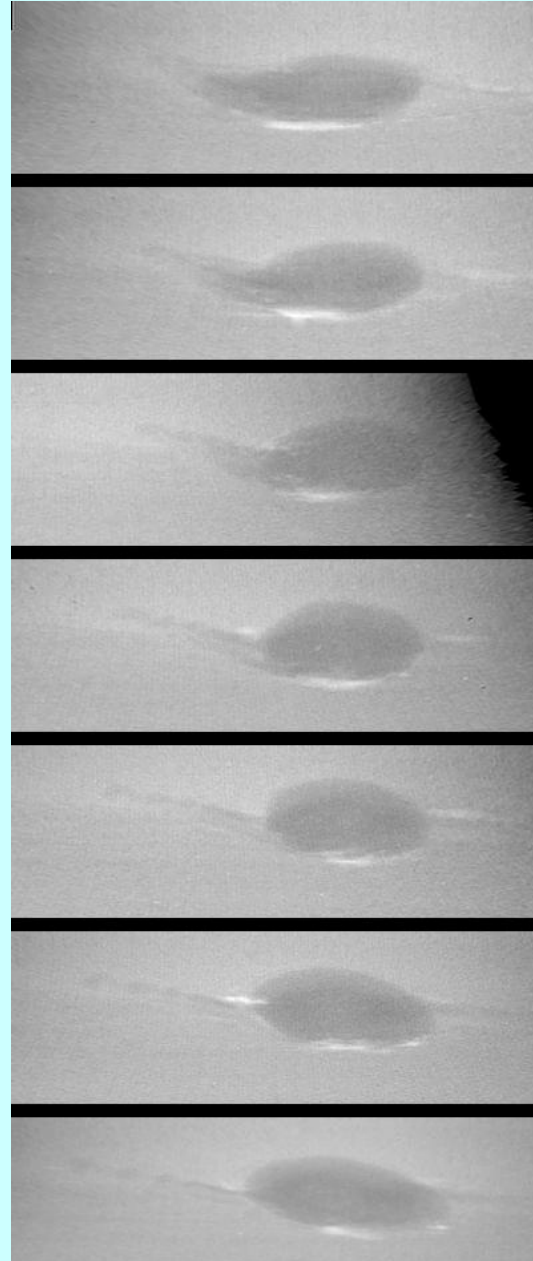
Vortex behavior

Jupiter


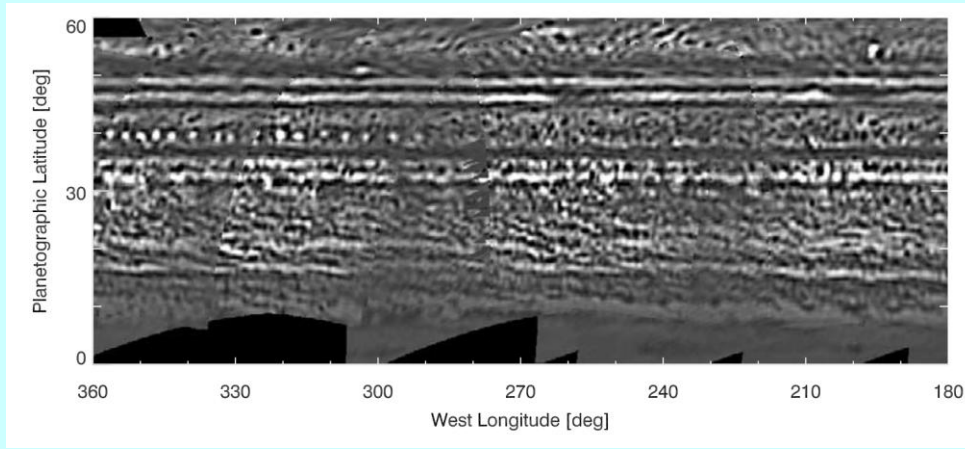
Maclow & Ingersoll (1986)



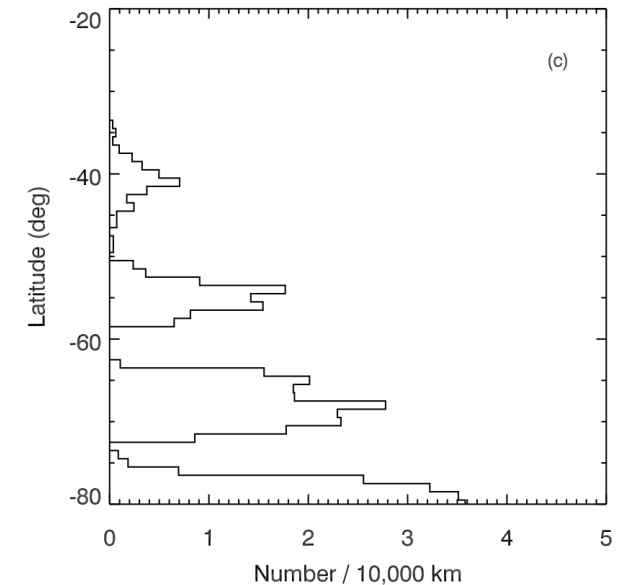
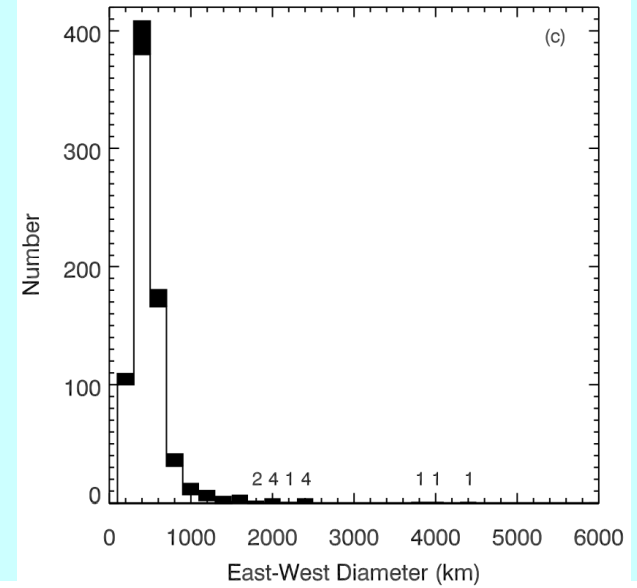
Neptune




Local features on Saturn



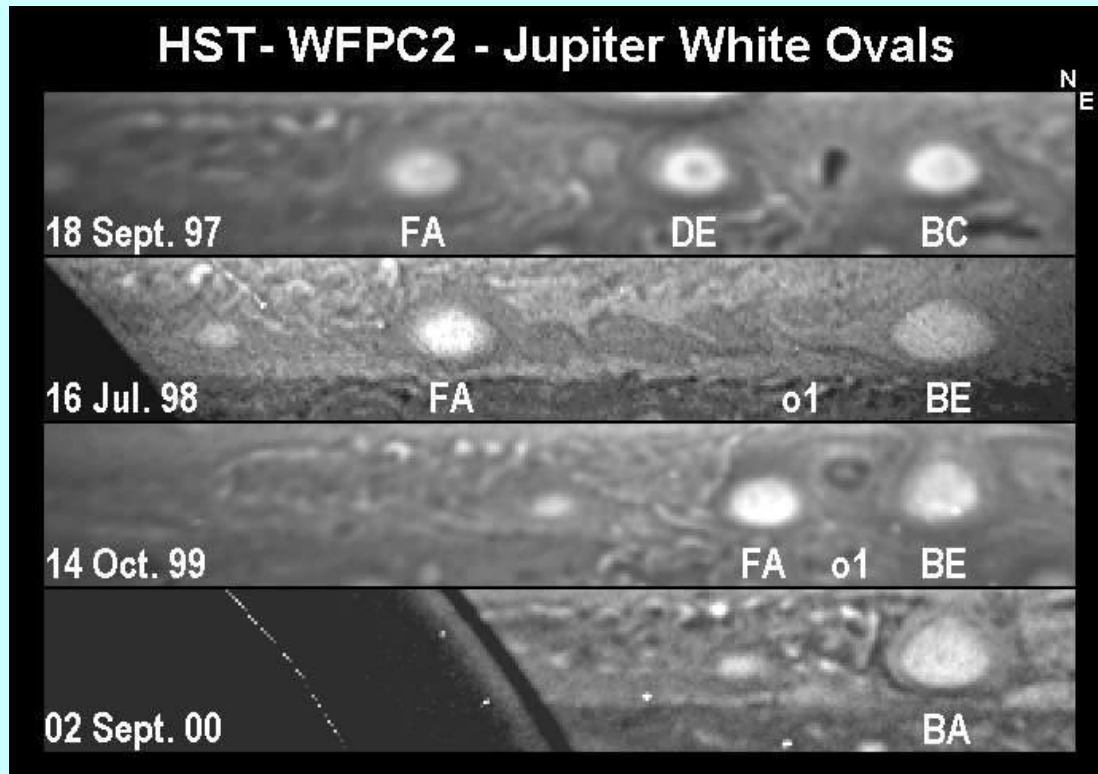
Spots cluster at a certain size (~500-1000 km), putting constraints on the deformation radius



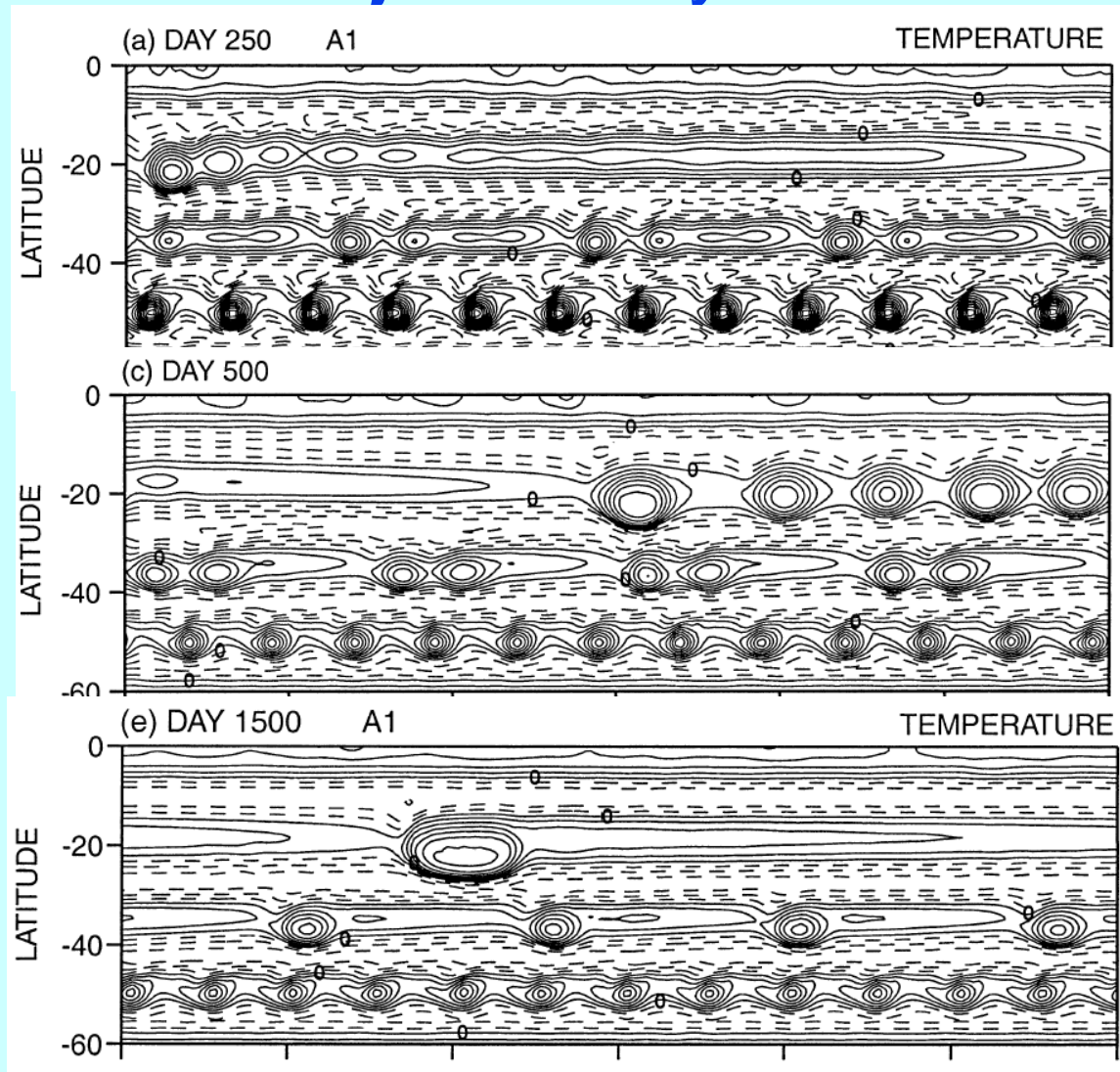
The White Ovals formed in 1938-40 during an instability on a jet:



There were 3, but 2 merged in 1998 and the remaining 2 merged in 2000, leaving only one left:




Models support the idea that large Jovian ovals formed by jet instability:



**Williams (2002); Dowling & Ingersoll (1989), Read & Hide (1983, 1984),
Sommeria et al. (1988)**

A new frontier: directly imaged planets and brown dwarfs

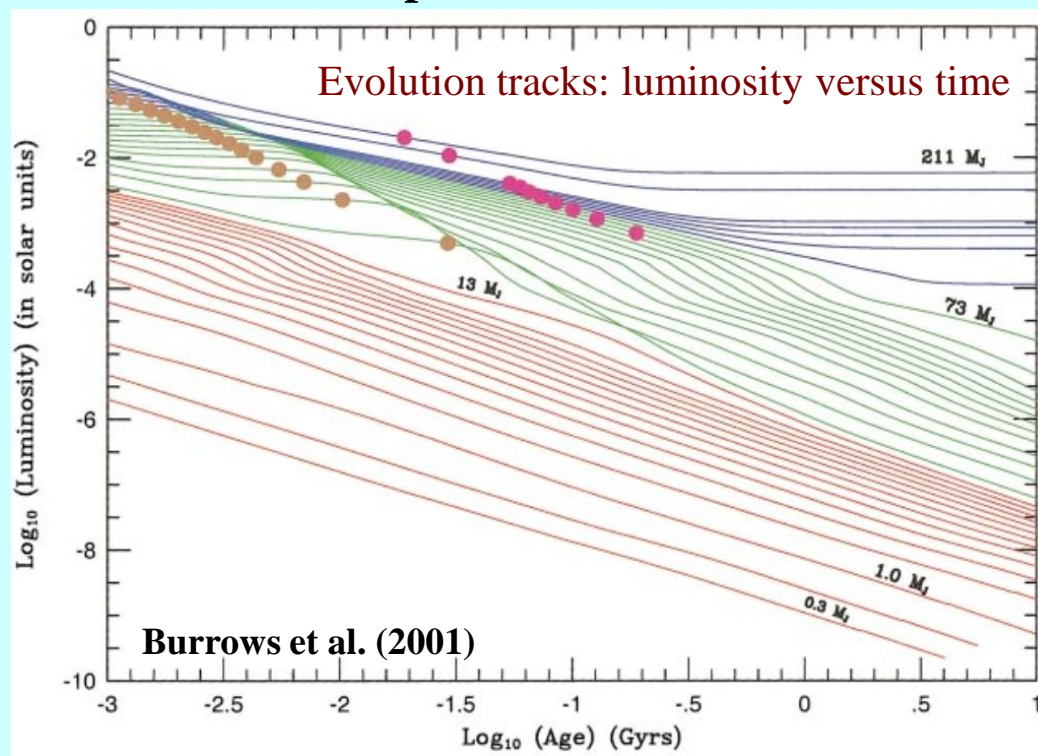


Brown dwarf basics

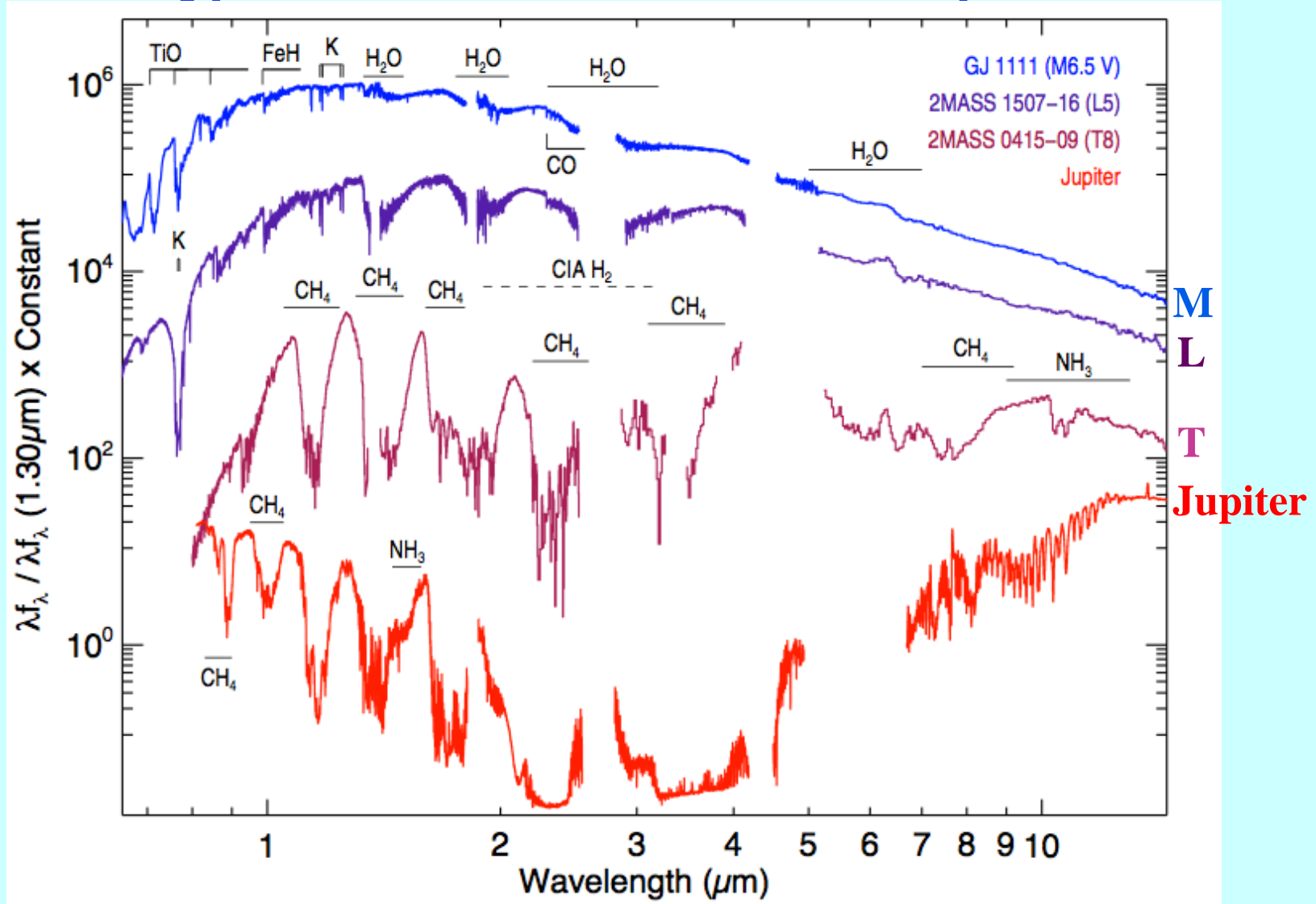
- **Brown dwarfs are fluid hydrogen objects intermediate in mass between giant planets and stars. They are often free floating, though many also orbit stars.**
- **Presumed to form like stars (i.e., directly collapsing from a hydrogen cloud) but have masses too low to fuse hydrogen. Generally defined as objects with masses of 13 to ~80 Jupiter masses.**
- **Since they cannot fuse hydrogen, they cool off over time (like Jupiter). But massive brown dwarfs cool slowly and can still have surface temperatures >1000 K even after many billions of years**

- **Over a wide mass range (~0.3 to ~80 Jupiter masses), brown dwarfs and giant planets have radii very close to Jupiter's.**

- **>1000 brown dwarfs have been discovered, mostly with high temperature (>700 K) but now including objects as cool as ~300 K.**



Typical brown dwarf infrared spectra

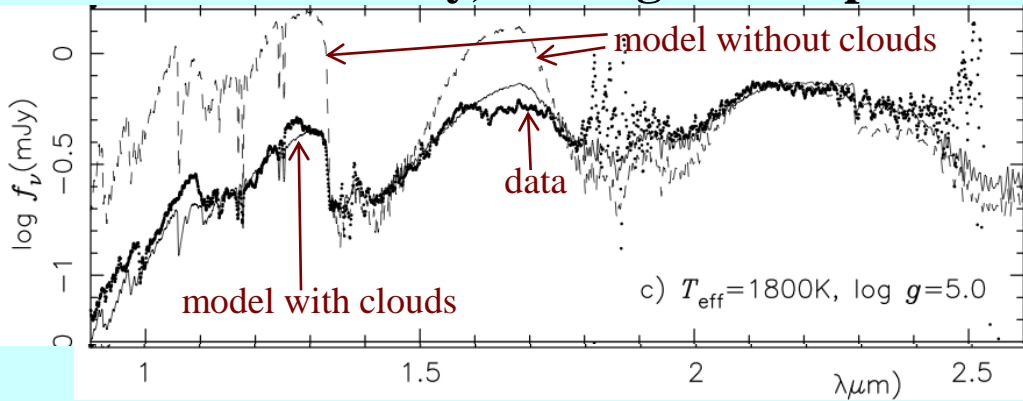


Burgasser (2009, “The brown-dwarf exoplanet connection”)

Brown dwarfs are classified according to their IR spectra into M, L, T, and Y (from hot to cold). Unlike most stars, their spectra are dominated by molecular features. Dust (i.e., silicate clouds) affects the spectrum of M and L dwarfs, but not T dwarfs.

Brown dwarfs show evidence for condensate (dust) clouds

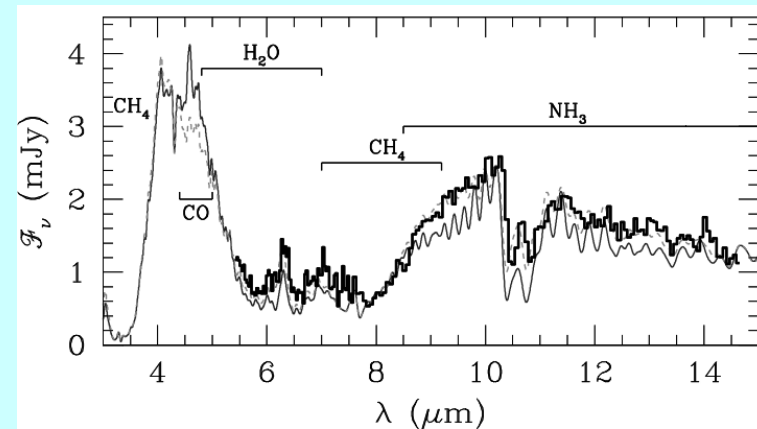
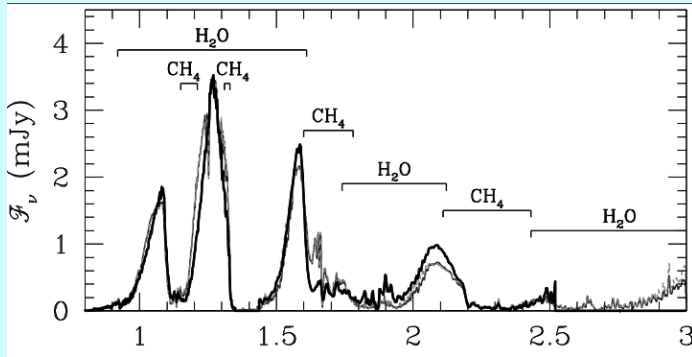
L dwarfs are cloudy, leading to flat spectral features:



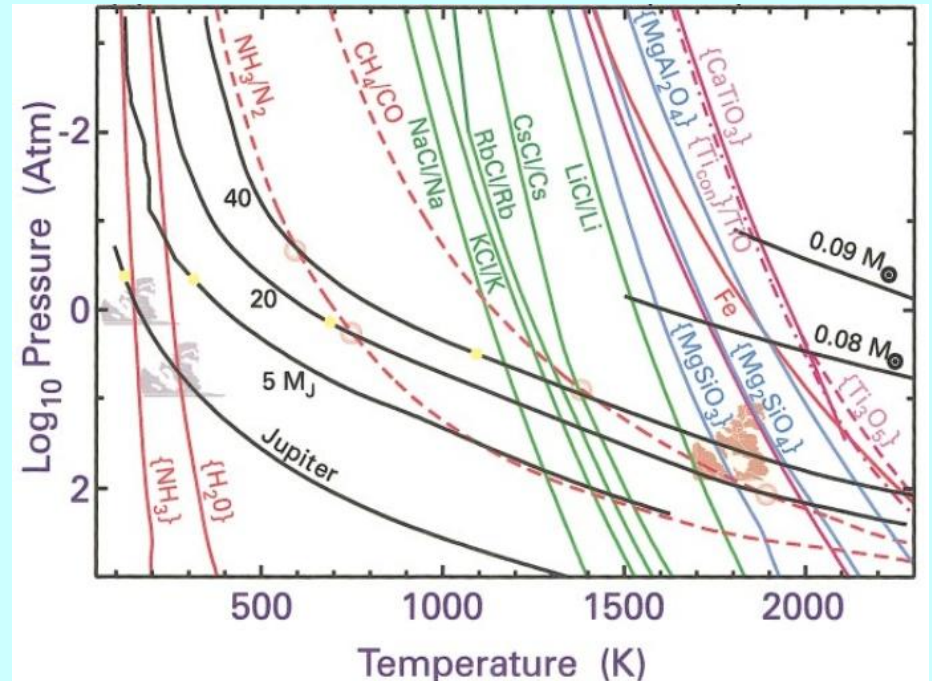
Tsuji et al. (2004)

This behavior is explained by the fact that condensate levels lie in the atmosphere for hot objects (M, L dwarfs) but sink into the interior for cool objects (T dwarfs):

T dwarfs are generally cloud free:

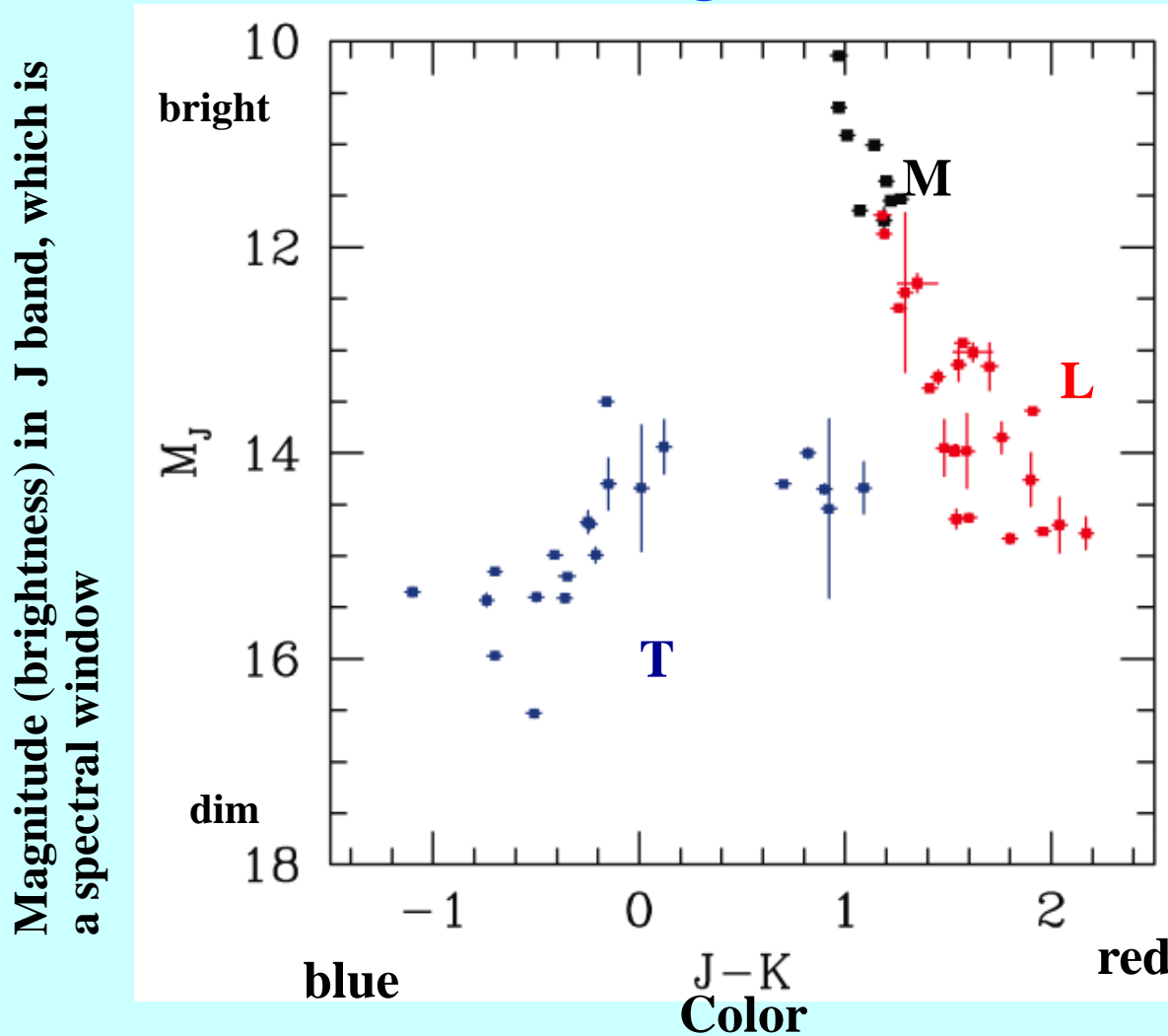


Saumon et al. (2006)



Burrows et al. (2001)

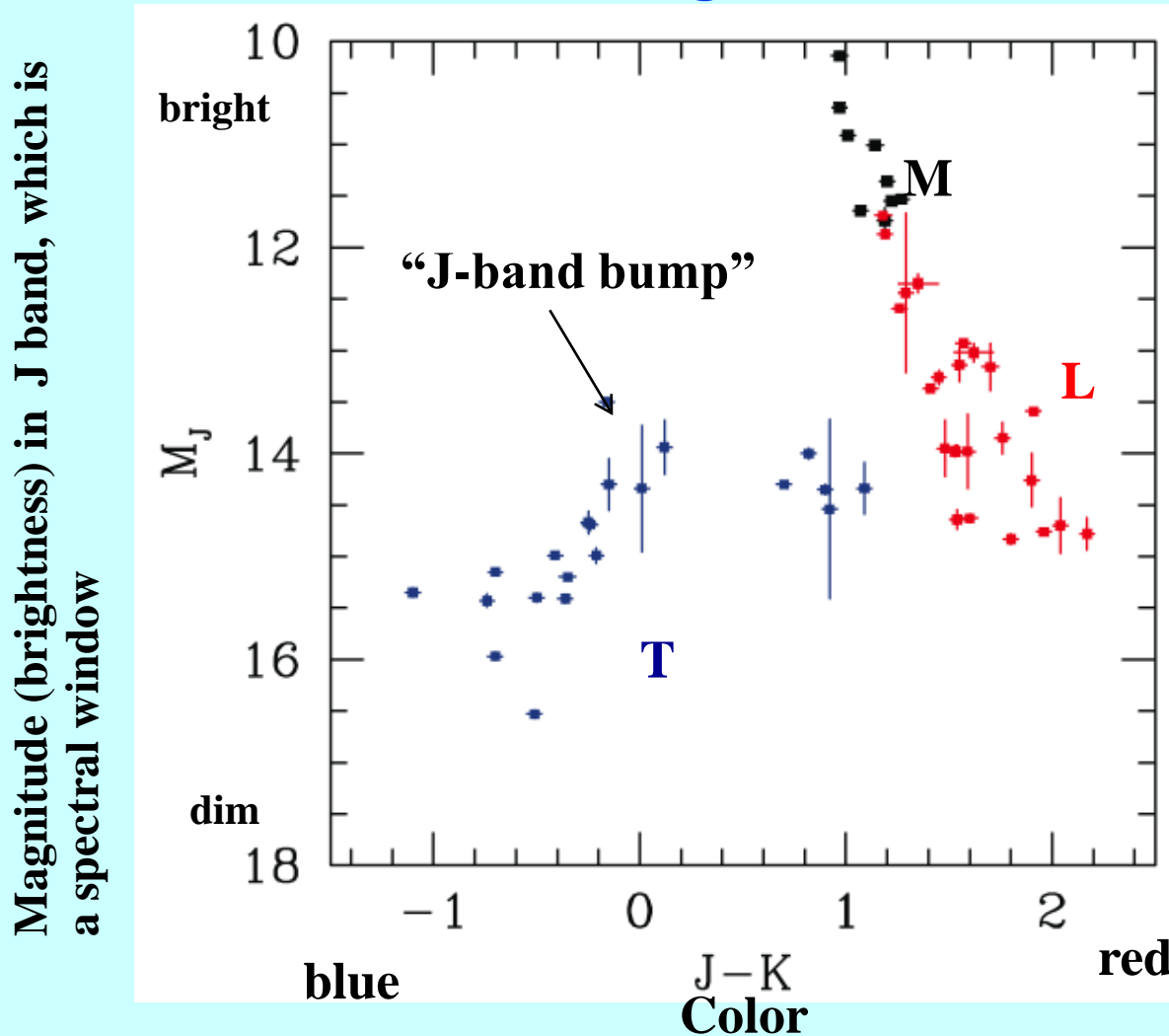
Color-magnitude diagrams are useful for understanding overall trends among brown dwarfs



Saumon & Marley (2008)

The change in color across the L/T transition is due to the loss of clouds, which opens the spectral windows. This occurs better in J than K, causing a shift to the blue as the clouds disappear.

Color-magnitude diagrams are useful for understanding overall trends among brown dwarfs



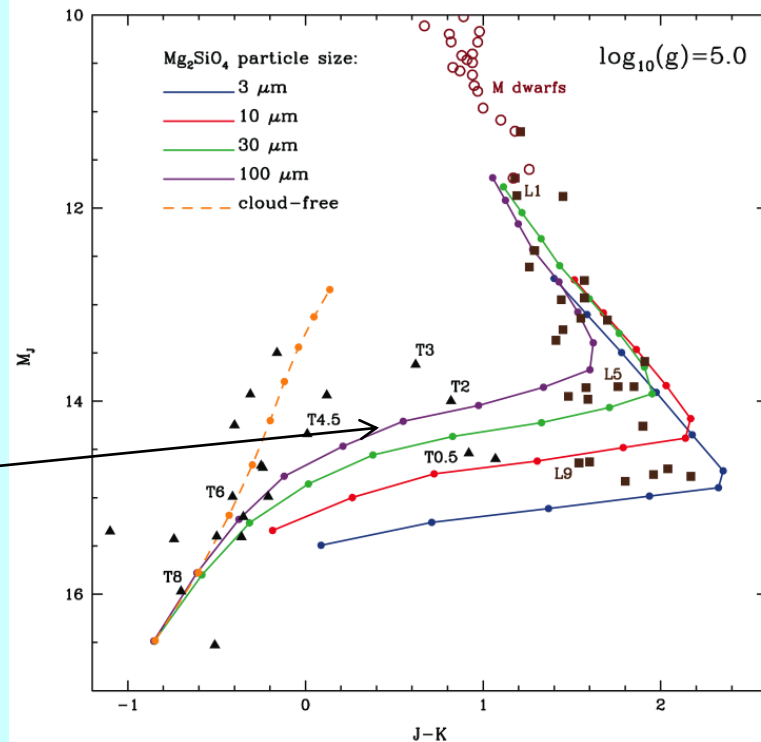
Saumon & Marley (2008)

The change in color across the L/T transition is due to the loss of clouds, which opens the spectral windows. This occurs better in J than K, causing a shift to the blue as the clouds disappear.

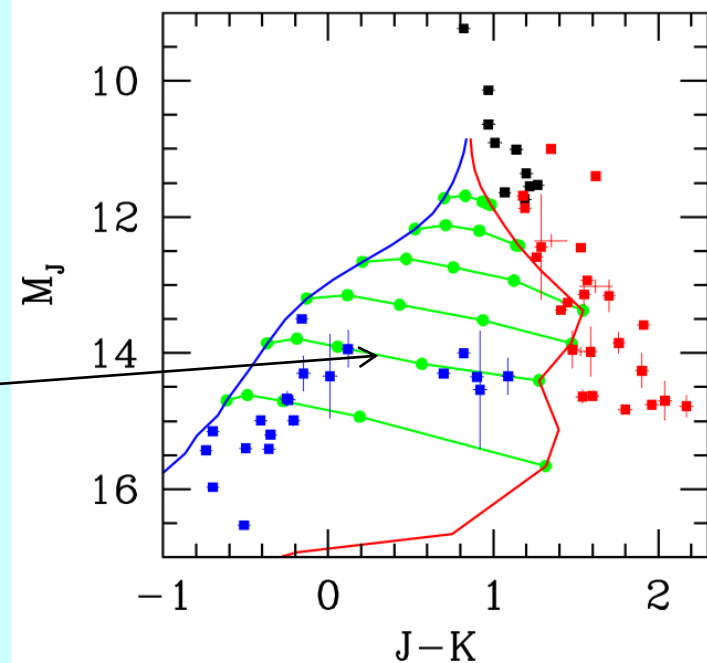
The L/T transition

- Although the loss of clouds across the L/T transition makes sense, the details are a puzzle: the transition occurs too fast.
 - 1D models of uniform cloud decks sinking into the interior predict that the J-band flux continually dims across the transition:
 - But in reality the J-band flux actually *increases* temporarily across the transition (the “J-band bump”), despite the fact that T dwarfs are cooler than L dwarfs
 - This suggests that the cloud decks are not simply disappearing from view, but becoming patchy or getting thin as they do so
- 1D models that assume the cloud deck gets patchy across the transition do a much better job of reproducing the “J-band bump”

This suggests a strong role for meteorology in controlling the transition



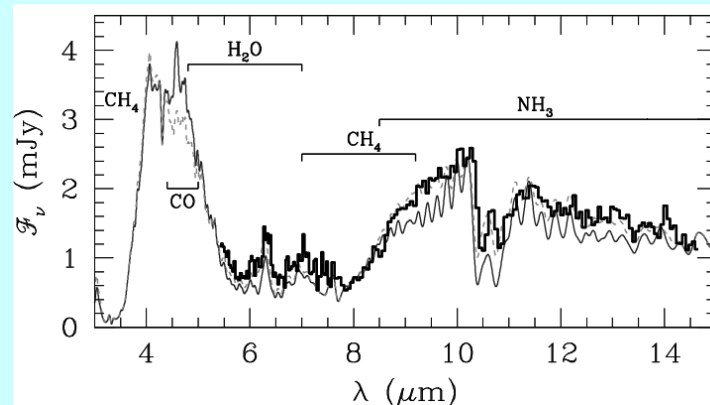
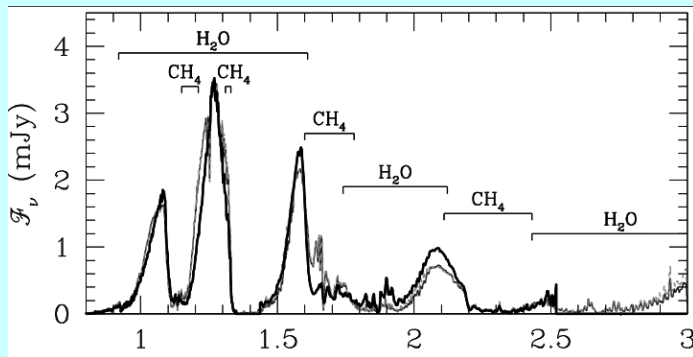
Burrows et al. (2006)



Marley et al. (2010)

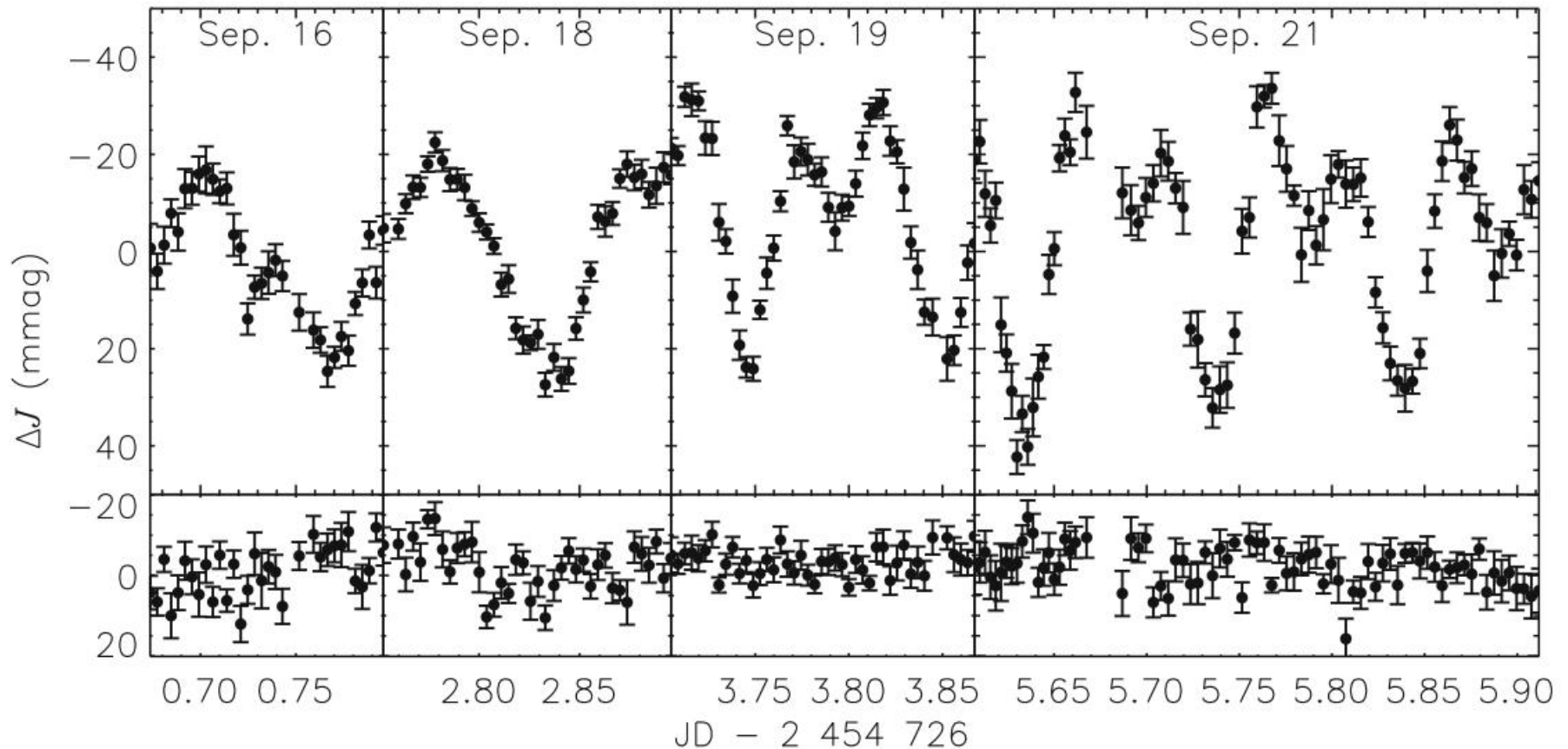
Chemical disequilibrium

- In cool giant planets and brown dwarfs, the equilibrium form of carbon and nitrogen at the top are CH_4 and NH_3 . The equilibrium form at depth are CO and N_2 .
- In the absence of dynamics, equilibrium would prevail. But vertical mixing can dredge CO -rich, CH_4 -poor, and NH_3 -poor air from depth and mix it into the atmosphere.
- This will result in an excess of CO , and a deficit of CH_4 and NH_3 , in the atmosphere
- Just such excesses and deficits are observed, and are interpreted as the result of vertical mixing. The observed abundances can be used to constrain the mixing rates



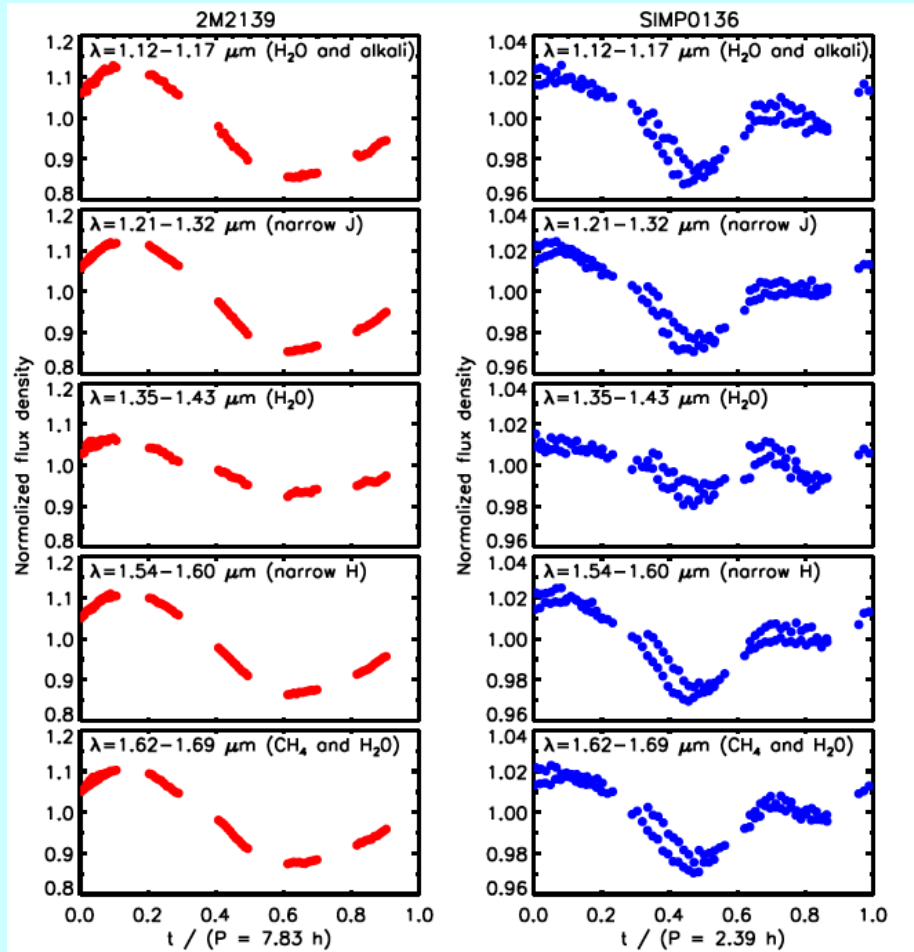
Thus, dynamics is required to explain the chemical disequilibrium

T2.5 brown dwarf SIMP 0136 shows weather variability

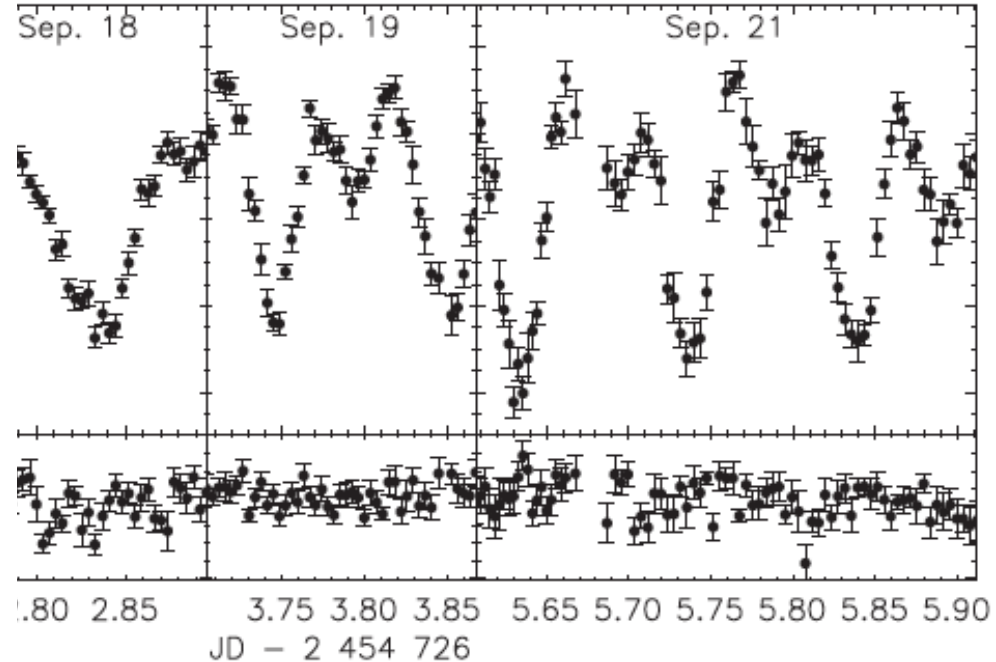


Artigau et al. (2009); see also Radigan et al. (2012), Buenzli et al. (2012), and many upcoming papers by Apai, Metchev, Radigan, Flateau,

Light Curves

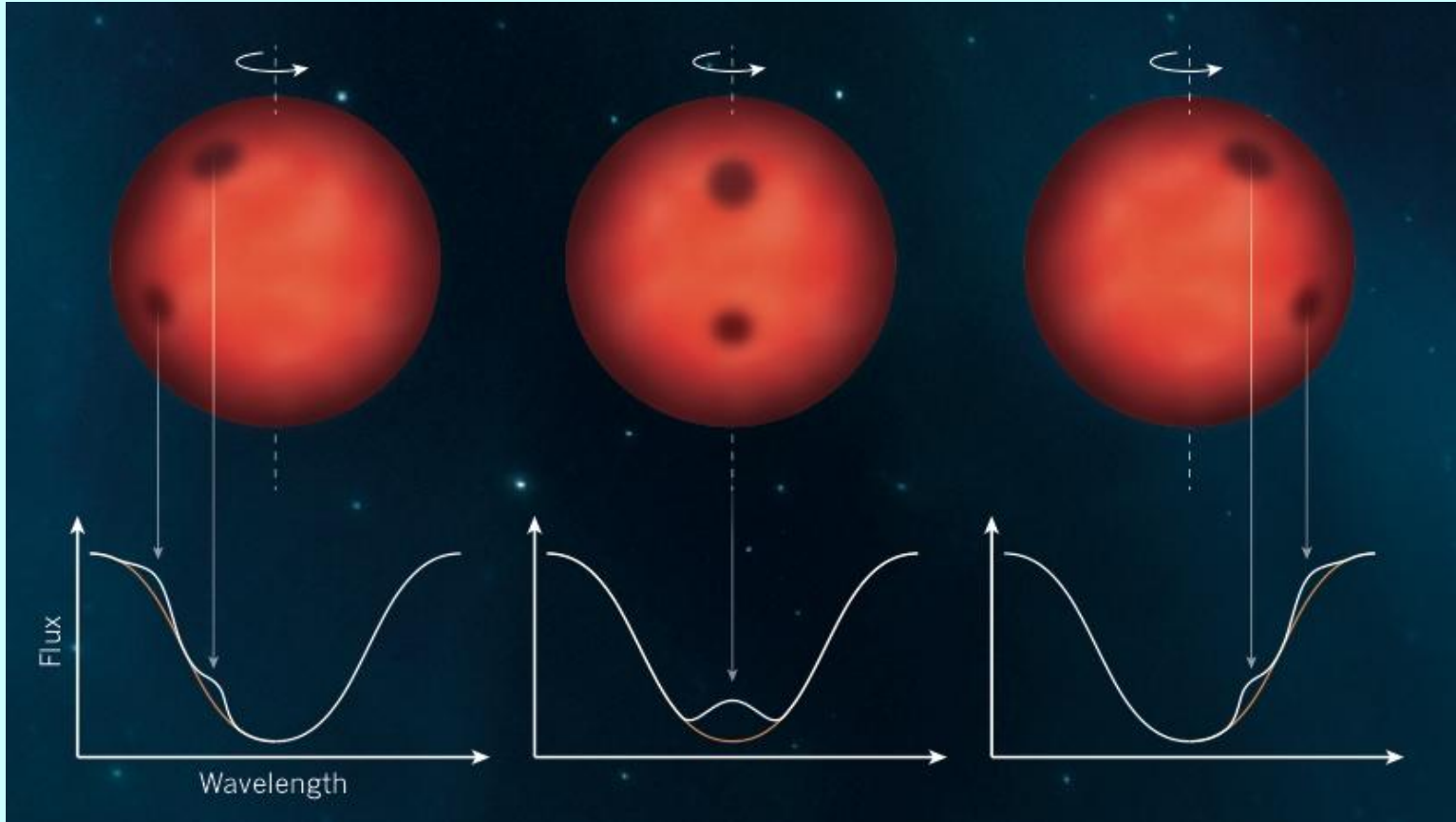


Apai et al. (2013)



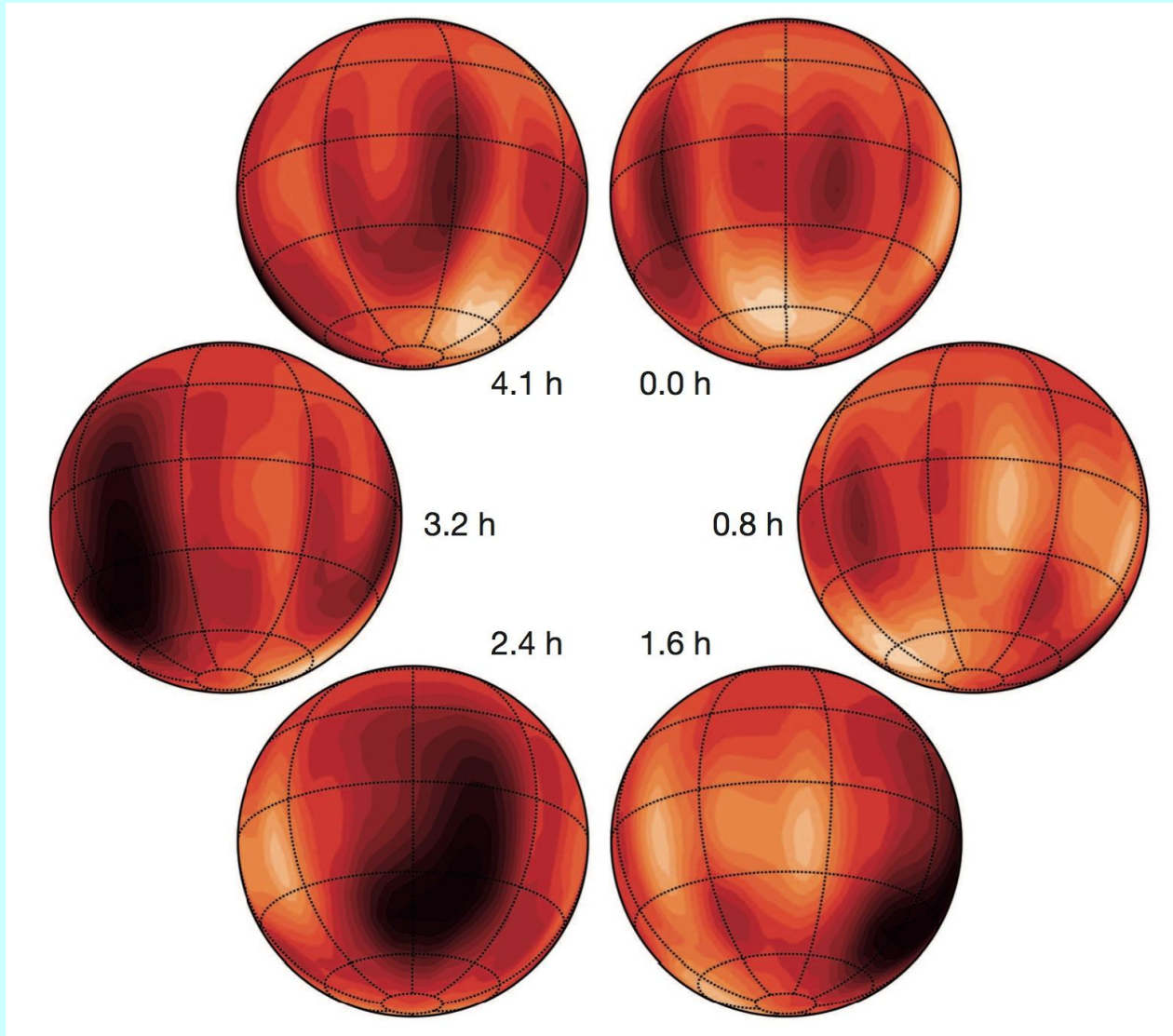
Artigau et al. (2009)

Doppler imaging technique: a method to map the surface patchiness of brown dwarfs



Showman (2014); see also Rice (2002)

Maps of Luhman 16B, the closest known brown dwarf to Earth




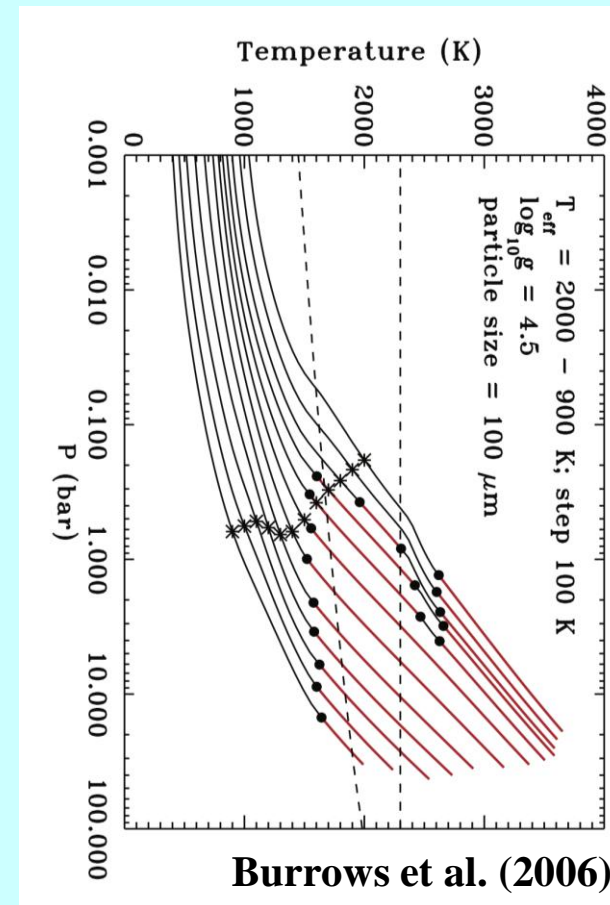
Crossfield et al. (2014, *Nature*), see also Showman (2014, *Nature*)

Summary of evidence for dynamics/weather on brown dwarfs

- 1) **Existence of clouds is required to explain spectra of many brown dwarfs.**
- 2) **Explaining the L/T transition requires change in cloud dynamics/physics, e.g., opening of holes in the clouds, as objects cool off over time.**
- 3) **Disequilibrium chemistry (quenching of CO, CH₄, NH₃) implies mixing from below, and allows mixing rate to be inferred if chemical kinetics are understood.**
- 4) **IR variability implies cloudy and cloud-free patches rotating in and out of view. Shape of lightcurves vary over time, implying that the *spatial pattern* of cloud patchiness evolves rapidly.**
- 5) **Doppler imaging allows global maps of surface patchiness to be inferred for the brightest brown dwarfs.**


Dynamical Regime of brown dwarfs

- **Rapid rotation (Period ~ 1.5 -12 hours) implies rotational domination (Rossby numbers $\ll 1$)**
- **Stably stratified atmosphere overlies vigorously convecting interior**
- **No external irradiation \Rightarrow no imposed horizontal gradients in heating or temperature (unlike solar system planets or transiting exoplanets)**
- **Wave generation will play a key role. Atmospheres may be mechanically driven, like stratospheres of Earth and Jupiter**




Some questions

- **What is the atmospheric circulation like on brown dwarfs? Are there zonal jets? Large vortices? Fluctuating turbulence? What are the wind speeds, temperature fluctuations, and key length scales?**
- **How does the circulation work? What types of waves are generated by the convection, and by what mechanisms might they drive a circulation? How coupled is the atmosphere to the interior?**
- **What are the vertical mixing rates? To what extent is the mixing dominated by breaking gravity waves rather than large-scale overturning?**
- **How do clouds couple to the circulation? How patchy are the cloud layers?**



Jupiter at many wavelengths



References1

- Apai, D., Radigan, J., Buenzli, E., Burrows., A., Reid, I.N., Jayawardhana, R., 2013: HST spectral mapping of L/T transition brown dwarfs reveals cloud thickness variations, *Astrophys. J.*, 768, 121-136.
- Artigau, É., Bouchard, S., Doyon, R., Lafrenière, D., 2009: Photometric variability of the T2.5 brown dwarf SIMP J013656.5+093347: evidence for evolving weather patterns, *Astrophys. J.*, 701, 1534-1539.
- Buenzli, E., Apai, D., Morley, C.V., Flateau, D., Showman, A.P., Burrows, A., Marley, M.S., Lewis, N.K., Reid, I.N., 2012: Vertical atmospheric structure in a variable brown dwarf: Pressure-dependent phase shifts in simultaneous Hubble space telescope-spitzer light curves, *Astrophys. J. Lett.*, 760, L31.
- Burrows, A., Hubbard, W.B., Lunine, J.I., Liebert, J., 2001: The theory of brown dwarfs and extrasolar giant planets, *Rev. Mod. Phys.*, 73, 719.
- Burrows, A., Sudarsky, D., Hubeny, I., 2006: L and T Dwarf Models and the L to T Transition, *Astrophys. J.*, 640, 1063-1077.
- Choi, D.S., Showman, A.P., Brown R.H., 2009: Cloud features and zonal wind measurements of Saturn's atmosphere as observed by Cassini/VIMS, *J. Geophys. Res.*, 114, E04007.
- Crossfield, I.J.M., Biller, B., Schlieder, J.E., Deacon, N.R., Bonnefoy, M., Homeier, D., Allard, F., Buenzli, E., Henning, Th., Brandner, W., Goldman, B., Kopytova, T., 2014: A global cloud map of the nearest known brown dwarf, *Nature*, 505, 654-656.

References2

- Del Genio, A.D., Barbara, J.M., 2012: Constraints on Saturn's tropospheric general circulation from Cassini ISS images, *Icarus*, 219, 689-700.
- Del Genio, A.D., Barbara, J.M., Ferrier, J., Ingersoll, A.P., West, R.A., Vasavada, A.R., Spitale, J., Porco, C.C., 2007: Saturn eddy momentum fluxes and convection: First estimates from Cassini images, *Icarus*, 189, 479-492.
- Dowling, T.E., Ingersoll, A.P., 1989: Jupiter's Great Red Spot as a shallow water system, *J. Atmos. Sci.*, 46, 3256-3278.
- Flasar, F.M., Achterberg, R.K., Conrath, B.J., Pearl, J.C., Bjoraker, G.L., Jennings, D.E., Romani, P.N., Simon-Miller, A.A., Kunde, V.G., Nixon, C.A., Bézard, B., Orton, G.S., Spilker, L.J., Spencer, J.R., Irwin, P.G.J., Teanby, N.A., Owen, T.C., Brasunas, J., Segura, M.E., Carlson, R.C., Mamoutkine, A., Gierasch, P.J., Schinder, P.J., Showalter, M.R., Ferrari, C., Barucci, A., Courtin, R., Coustenis, A., Fouchet, T., Gautier, D., Lellouch, E., Marten, A., Prangé, R., Strobel, D.F., Calcutt, S.B., Read, P.L., Taylor, F.W., Bowles, N., Samuelson, R.E., Abbas, M.M., Raulim, F., Ade, P., Edgington, S., Pilorz, S., Wallis, B., Wishnow, E.H., 2005: Temperatures, winds, and composition in the Saturnian system, *Science*, 307, 1247-1251.
- Fouchet, T., Guerlet, S., Strobel, D.F., Simon-Miller, A.A., Bézard, B., Flasar, F.M., 2008: An equatorial oscillation in Saturn's middle atmosphere, *Nature*, 453, 200-202.
- Freytag, B., Allard, E., Ludwig, H.G., Homeirer, D., Steffen, M., 2010: The role of convection, overshoot, and gravity waves for the transport of dust in M dwarf and brown dwarf atmospheres, *Astron. Astrophys.*, 513, A19.

References3

- García-Melendo, E., Pérez-Hoyos, S., Sánchez-Lavega, A., Hueso, R., 2011: Saturn's zonal wind profile in 2004–2009 from Cassini ISS images and its long-term variability, *Icarus*, 1, 62-74.
- García-Melendo, E., Sánchez-Lavega, A., Legarreta, J., Pérez-Hoyos, S., Hueso, R., 2010: A strong high altitude narrow jet detected at Saturn's equator, *Geophys. Res. Lett.*, 37, L22204.
- Guerlet, S., Fouchet, T., Bézard, B., Flasar, F.M., Simon-Miller, A.A., 2011: Evolution of the equatorial oscillation in Saturn's stratosphere between 2005 and 2010 from Cassini/CIRS limb data analysis, *J. Geophys Res.*, 38, L09201.
- Hubbard, W.B., 1984: *Planetary Interiors*, Van Nostrand Reinhold, pp.343.
- Ingersoll, A.P., 1990: Atmospheric dynamics of the outer planets, *Science*, 248, 308-315.
- Kaspi, Y., 2013: Inferring the depth of the zonal jets on Jupiter and Saturn from odd gravity harmonics, *J. Geophys. Res.*, 40, 676-680.
- Kaspi, Y., Hubbard, W.B., Showman, A.P., Flierl, G.R., 2010: Gravitational signature of Jupiter's internal dynamics, *J. Geophys. Res.*, 37, L01204.
- Kaspi, Y., Showman, A.P., Hubbard, W.B., Aharonson, O., Helled, R., 2013: Atmospheric confinement of jet streams on Uranus and Neptune, *Nature Lett.*, 497, 344-347.
- Li, L., Gierasch, P.J., Achterberg, R.K., Conrath, B.J., Flasar, F.M., Vasavada, A.R., Ingersoll, A.P., Banfield, D., Simon-Miller, A.A., Fletcher, L.N., 2008: Strong jet and a new thermal wave in Saturn's equatorial stratosphere, *Geophys. Res. Lett.*, 35, L23208.

References4

- Li, L., Jiang, X., Ingersoll, A.P., Del Genio, A.D., Porco, C.C., West, R.A., Vasavada, A.R., Ewald, S.P., Conrath, B.J., Gierasch, P.J., Simon-Miller, A.A., Nixon, C.A., Achterberg, R.K., Orton, G.S., Fletcher, L.N., Baines, K.H., 2011: Equatorial winds on Saturn and the stratospheric oscillation, *Nat. Geosci.*, 4, 750-752.
- Limaye, S.S. 1986: Jupiter: New estimates of the mean zonal flow at the cloud level, *Icarus*, 65, 335-352.
- Marley, M.S., Saumon, D., Goldblatt, C., 2010: A patchy cloud model for the L to T dwarf transition, *Astrophys. J. Lett.*, 723, L117-L121.
- Orton, G.S., Yanamandra-Fisher, P.A., Fisher, B.M., Friedson, A.J., Parrish, P.D., Nelson, J.F., Bauermeister, A.S., Fletcher, L., Gezari, D.Y., Varosi, F., Tokunaga, A.T., Caldwell, J., Baines, K.H., Hora, J.L., Ressler, M.E., Fujiyoshi, T., Fuse, T., Hagopian, H., Martin, T.Z., Bergstralh, J.T., Howett, C., Hoffmann, W.F., Deutsch, L.K., Cleve, J.E.V., Noe, E., Adams, J.D., Kassis, M., Tollestrup, E., 2008: Semi-annual oscillations in Saturn's low-latitude stratospheric temperatures, *Nature Lett.*, 453, 196-199.
- Porco, C.C., Baker, E., Barbara, J., Beurle, K., Brahic, A., Burns, J.A., Charmoz, S., Cooper, N., Dawson, D.D., Del Genio, A.D., Denk, T., Dones, L., Dyudina, U., Evans, M.W., Giese, B., Grazier, K., Helfenstein, P., Ingersoll, A.P., Jacobson, R.A., Johnson, T.V., McEwen, A., Murray, C.D., Neukum, G., Owen, W.M., Perry, J., Roatsch, T., Spitale, J., Squyres, S., Thomas, P., Tiscareno, M., Turtle, E., Vasavada, A.R., Veverka, J., Wagner, R., West, R., 2005: Cassini Imaging Science: Initial results on Saturn's rings and small satellites, *Science*, 307, 1226-1236.

References5

- Porco, C.C., West, R.A., McEwen, A., Del Genio, A.D., Ingersol, A.P., Thomas, P., Squyres, S., Dones, L., Murray, C.D., Johnson, T.V., Burns, J.A., Brahic, A., Neukum, G., Veverka, G., Barbara, J.M., Denk, T., Evans, M., Ferrier, J.J., Geissler, P., Helfenstein, P., Roatsch, T., Throop, H., Tiscareno, M., Vasavadal A.R., 2003: Cassini Imaging of Jupiter's Atmosphere, Satellites, and Rings, *Science*, 299, 1541-1547.
- Radigan, J., Jayawardhana, R., Lafrenière, D., Artigau, É., Marley, M. , Saumon, D., 2012: Large-amplitude variations of an L/T transition brown dwarf: Multi-wavelength observations of patchy, high-contrast cloud features, *Astrophys. J.*, 750, 105.
- Read, P.L., Conrath, B.J., Fletcher, L.N., Gierasch, P.J., Simon-Miller, A.A., Zuchowski, L.C., 2009: Mapping potential vorticity dynamics on saturn: Zonal mean circulation from Cassini and Voyager data, *Planet. Space Sci.*, 57, 1682-1698.
- Read, P.L., Hide, R., 1983: Long-lived eddies in the laboratory and in the atmospheres of Jupiter and Saturn, *Nature*, 302, 126-129.
- Read, P.L., Hide, R., 1984: An isolated baroclinic eddy as a laboratory analogue of the Great Red Spot on Jupiter?, *Nature*, 308, 45-49.
- Rice, J.B., 2002: Doppler imaging of stellar surfaces--techniques and issues, *Astron. Nachr.*, 323, 220-235.
- Salyk, C., Ingersoll, A.P., Lorre, J., Vasavada, A., Del Genio, A.D., 2006: Interaction between eddies and mean flow in Jupiter's atmosphere: Analysis of Cassini imaging data, *Icarus*, 185, 430-442.

References6

- Sánchez-Lavega, A., Hueso, R., Pérez-Hoyos, S., 2007: The three-dimensional structure of Saturn's equatorial jet at cloud level, *Icarus*, 187, 510-519.
- Sánchez-Lavega, A., Hueso, R., Pérez-Hoyos, S., Rojas, J. F., French, R. G., 2004: Saturn's cloud morphology and zonal winds before the Cassini encounter, *Icarus*, 170, 591-523.
- Saumon, D., Marley, M.S., 2008: The evolution of L and T dwarfs in color-magnitude diagrams, *Astrophys. J.*, 689, 1327-1344.
- Saumon, D., Marley, M.S., Cushing, M.C., Leggett, S.K., Roelling, T.L., Lodders, K., Freedman, R.S., 2006: Ammonia as a tracer of chemical equilibrium in the T7.5 dwarf gliese 570D, *Astrophys. J.*, 647, 552-557.
- Schinder, P.J., Flasar, F.M., Marouf, E.A., French, R.G., McGhee, C.A., Kliore, A.J., Rappaport, N.J., Barbinis, E., Fleischman, D., Anabtawi, A., 2011: Saturn's equatorial oscillation: Evidence of descending thermal structure from Cassini radio occultations, *Geophys. Res. Lett.*, 38, L08205.
- Showman, A.P., 2014: Astrophysics: Portrait of a dynamic neighbour, *Nature*, 505, 625-626.
- Sommeria, J., Meyers, S.D., Swinney, H.L., 1988: Laboratory simulation of Jupiter's Great Red Spot, *Nature*, 331, 689-693.

References7

- Sukoriansky, S., Galperin, B., Dikovskaya, N., 2002: Universal spectrum of two-dimensional turbulence on a rotating sphere and some basic features of atmospheric circulation on giant planets, *Phys. Rev. Lett.*, 89, 124, 501.
- Tsuji, T., Nakajima, T., Yanagisawa, K., 2004: Dust in the photospheric environment. II. Effect on the near-infrared spectra of L and T dwarfs, *Astrophys. J.*, 607, 511-529.
- Vasavada, A.R., Hörst, S.M., Kennedy, M.R., Ingersoll, A.P., Porco, C.C., Del Genio, A.D., West, R.A., 2009: Cassini imaging of Saturn: Southern hemisphere winds and vortices, *J. Geophys. Res.*, 111, E05004.
- Vasavada, A.R., Showman, A.P., 2005: Jovian atmospheric dynamics: an update after Galileo and Cassini, *Rep. Prog. Phys.*, 68, 1935-1996.
- Williams, G.P., 2002: Jovian dynamics. Part II: The genesis and equilibration of vortex sets, *J. Atmos. Sci.*, 59, 1356-1370.
- (p.2) <http://solarviews.com/raw/misc/jovian.gif>
- (p.3) <http://photojournal.jpl.nasa.gov/catalog/PIA02855>
- (p.4) http://solarsystem.nasa.gov/images/galleries/solarsys_scale.jpg
- (p.6左) <http://lasp.colorado.edu/~bagenal/3720/CLASS18/JSUNlatheat.jpg>
- (p.6右)
https://ja.wikipedia.org/wiki/%E3%83%95%E3%82%A1%E3%82%A4%E3%83%AB:Gas_Giant_Interiors.jpg

References8

- (p.7) https://wisp.physics.wisc.edu/astro104/homework/homework7_soln.html
- (p.8左) <http://photojournal.jpl.nasa.gov/catalog/PIA02873>
- (p.9左) <http://apod.nasa.gov/apod/ap140413.html>
- (p.13上) <http://lasp.colorado.edu/~bagenal/3720/CLASS18/TaylorColumns.jpg>
- (p.13下) <http://slideplayer.es/slide/5327635/>
- (p.17) <https://www.nasa.gov/feature/jpl/nasas-juno-spacecraft-breaks-solar-power-distance-record>
- (p.25左上) <http://spaceflightnow.com/news/n0012/30flyby/lightning.jpg>
- (p.25左下) <http://cdn.newsapi.com.au/image/v1/bb374edc2dedbb9829c47076061ae243>
- (p.26右) http://www.jpl.nasa.gov/spaceimages/images/largesize/PIA00045_hires.jpg
- (p.28下) <http://photojournal.jpl.nasa.gov/catalog/PIA02823>
- (p.30)
http://newsroom.ucla.edu/portal/ucla/artwork/8/6/4/4/6/186446/Benjamin_Zuckerman_HR_8799_planets_image_Dec._2010_.jpg
- (p.45) <http://www.astrobio.net/also-in-news/brown-dwarfs-reveal-exoplanets-secrets/>
- (p.48) http://www.ehu.eus/iopw/jupiter01_images.htm
- (p.48右下) <http://spacetelescope.org/images/opo9632b/>